

Bacalaureat 2023

Raport Bacalaureat 2023 - 29 august 2023
A doua sesiune - după contestații

| Promoție curentă | Înscriși | Prezenți | Reușiți | | Rată de promovare | |
|------------------|---------------|---------------|------------------------|------------------|------------------------|------------------|
| | | | Înainte de contestații | După contestații | Înainte de contestații | După contestații |
| 2023 | 22.613 | 19.549 | 6.108 | 6.656 | 31,2% | 34,0% |
| 2022 | 22.585 | 18.798 | 6.412 | 6.980 | 34,1% | 37,1% |
| 2021 | 24.990 | 21.077 | 6.816 | 7.359 | 32,3% | 34,9% |
| 2020 | 24.917 | 20.714 | 7.039 | 7.543 | 34,0% | 36,4% |
| 2019 | 28.720 | 23.531 | 8.079 | 8.674 | 34,3% | 36,9% |
| 2018 | 28.499 | 23.472 | 7.051 | 7.764 | 30,0% | 33,1% |
| 2017 | 24.687 | 19.191 | 5.464 | 5.920 | 28,5% | 30,8% |
| 2016 | 27.853 | 23.084 | 6.156 | 6.601 | 26,7% | 28,6% |
| 2015 | 38.061 | 31.111 | 8.101 | 8.592 | 26,0% | 27,6% |
| 2014 | 42.073 | 34.569 | 8.259 | 8.812 | 23,9% | 25,5% |

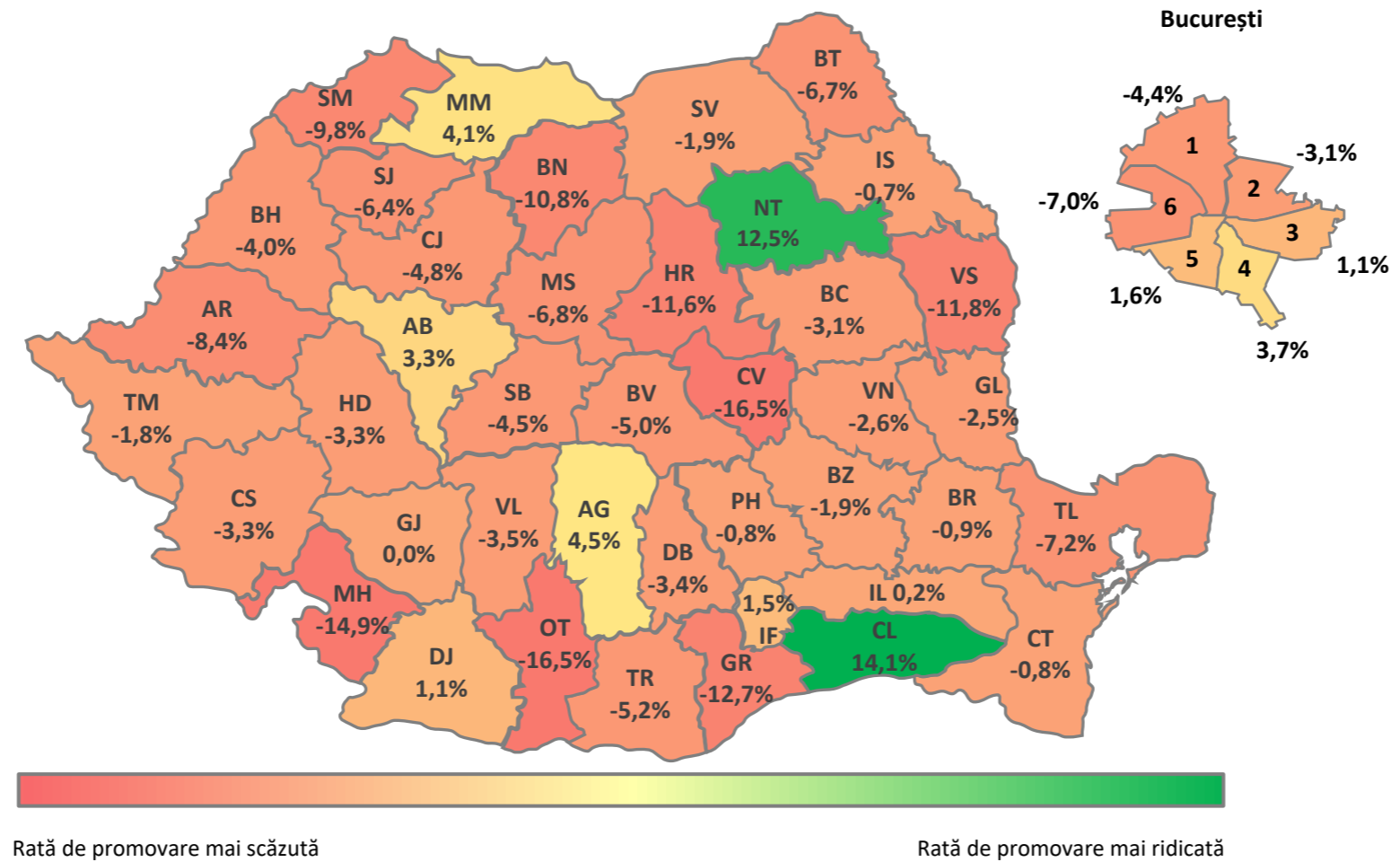
| Promoție curentă | Înscriși | Prezenți | Reușiți | Rată de promovare |
|------------------|----------|----------|---------|-------------------|
| Teoretică | 7.550 | 6.695 | 2.807 | 41,9% |
| Tehnologică | 11.982 | 10.095 | 2.768 | 27,4% |
| Vocațională | 3.081 | 2.759 | 1.081 | 39,2% |

| Toți candidații | Înscriși | Prezenți | Reușiți | | Rată de promovare | |
|-----------------|---------------|---------------|------------------------|------------------|------------------------|------------------|
| | | | Înainte de contestații | După contestații | Înainte de contestații | După contestații |
| 2023 | 33.974 | 28.561 | 8.504 | 9.284 | 29,8% | 32,5% |
| 2022 | 34.823 | 28.503 | 9.271 | 10.092 | 32,5% | 35,4% |
| 2021 | 38.949 | 32.043 | 9.703 | 10.531 | 30,3% | 32,9% |
| 2020 | 42.747 | 34.463 | 10.858 | 11.742 | 31,5% | 34,1% |
| 2019 | 43.528 | 34.804 | 10.750 | 11.608 | 30,9% | 33,4% |
| 2018 | 45.120 | 35.645 | 9.606 | 10.590 | 26,9% | 29,7% |
| 2017 | 39.451 | 29.856 | 7.763 | 8.464 | 26,0% | 28,3% |
| 2016 | 42.297 | 34.579 | 8.292 | 8.898 | 24,0% | 25,7% |
| 2015 | 55.126 | 44.770 | 10.788 | 11.494 | 24,1% | 25,7% |
| 2014 | 63.391 | 52.400 | 11.677 | 12.458 | 22,3% | 23,8% |

| Promoții anterioare | Înscriși | Prezenți | Reușiți | Rată de promovare |
|---------------------|----------|----------|---------|-------------------|
| | 11.361 | 9.012 | 2.628 | 29,2% |

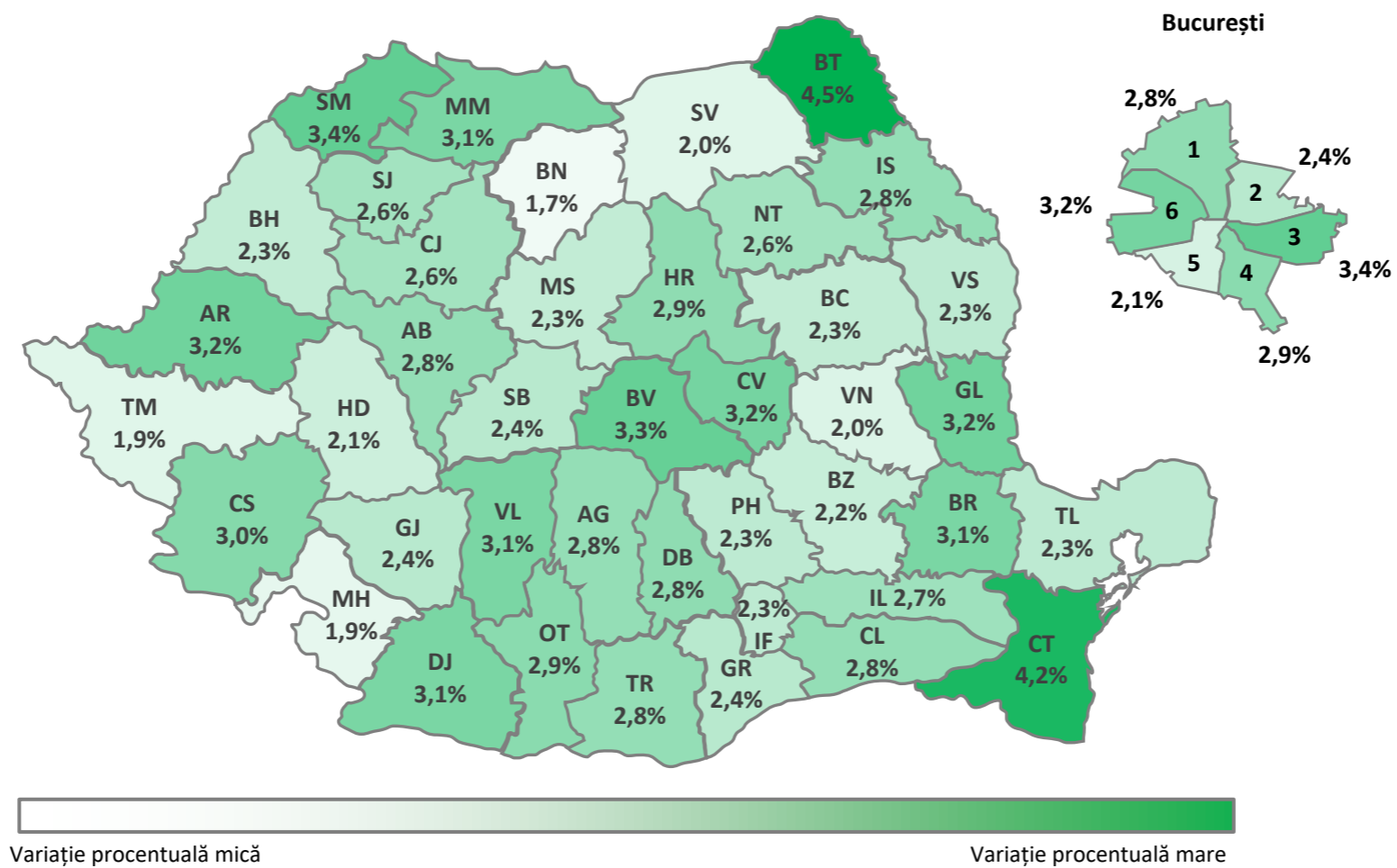
Variația ratei de promovare la Bacalaureat

Sesiunea august 2023 față de 2022 (doar candidați din promoție curentă)



Variația ratei de promovare la Bacalaureat după contestații

Sesiunea august înainte și după contestații (toți candidații)



| | Candidați prezenți | Candidați reușiți | Candidați respinși | Candidați eliminați |
|----------------------------|--------------------|-------------------|--------------------|---------------------|
| Promoția curentă | 19.549 | 6.656 | 12.869 | 24 |
| Rural | 8.438 | 2.573 | 5.850 | 15 |
| Tehnologica | 4.872 | 1.273 | 3.589 | 10 |
| Teoretica | 2.646 | 967 | 1.674 | 5 |
| Vocationala | 920 | 333 | 587 | 0 |
| Urban | 11.111 | 4.083 | 7.019 | 9 |
| Tehnologica | 5.223 | 1.495 | 3.725 | 3 |
| Teoretica | 4.049 | 1.840 | 2.206 | 3 |
| Vocationala | 1.839 | 748 | 1.088 | 3 |
| Promoția anterioară | 9.012 | 2.628 | 6.341 | 43 |
| Rural | 3.642 | 1.090 | 2.534 | 18 |
| Tehnologica | 2.258 | 689 | 1.556 | 13 |
| Teoretica | 1.125 | 316 | 804 | 5 |
| Vocationala | 259 | 85 | 174 | 0 |
| Urban | 5.370 | 1.538 | 3.807 | 25 |
| Tehnologica | 3.049 | 855 | 2.180 | 14 |
| Teoretica | 1.761 | 507 | 1.245 | 9 |
| Vocationala | 560 | 176 | 382 | 2 |
| Total | 28.561 | 9.284 | 19.210 | 67 |

| | Candidați prezenți | Candidați reușiți | Candidați respinși | Candidați eliminați |
|----------------------------|--------------------|-------------------|--------------------|---------------------|
| Promoția curentă | 68,4% | 34,0% | 65,8% | 0,1% |
| Rural | 43,2% | 30,5% | 69,3% | 0,2% |
| Tehnologica | 57,7% | 26,1% | 73,7% | 0,2% |
| Teoretica | 31,4% | 36,5% | 63,3% | 0,2% |
| Vocationala | 10,9% | 36,2% | 63,8% | 0,0% |
| Urban | 56,8% | 36,7% | 63,2% | 0,1% |
| Tehnologica | 47,0% | 28,6% | 71,3% | 0,1% |
| Teoretica | 36,4% | 45,4% | 54,5% | 0,1% |
| Vocationala | 16,6% | 40,7% | 59,2% | 0,2% |
| Promoția anterioară | 31,6% | 29,2% | 70,4% | 0,5% |
| Rural | 40,4% | 29,9% | 69,6% | 0,5% |
| Tehnologica | 62,0% | 30,5% | 68,9% | 0,6% |
| Teoretica | 30,9% | 28,1% | 71,5% | 0,4% |
| Vocationala | 7,1% | 32,8% | 67,2% | 0,0% |
| Urban | 59,6% | 28,6% | 70,9% | 0,5% |
| Tehnologica | 56,8% | 28,0% | 71,5% | 0,5% |
| Teoretica | 32,8% | 28,8% | 70,7% | 0,5% |
| Vocationala | 10,4% | 31,4% | 68,2% | 0,4% |
| TOTAL | | 32,5% | | |

| Analiza candidaților respinși | |
|-------------------------------|--------------|
| Promoția curentă | 67,0% |
| Rural | 45,5% |
| Tehnologica | 61,4% |
| Teoretica | 28,6% |
| Vocationala | 10,0% |
| Urban | 54,5% |
| Tehnologica | 53,1% |
| Teoretica | 31,4% |
| Vocationala | 15,5% |
| Promoția anterioară | 33,0% |
| Rural | 40,0% |
| Tehnologica | 61,4% |
| Teoretica | 31,7% |
| Vocationala | 6,9% |
| Urban | 60,0% |
| Tehnologica | 57,3% |
| Teoretica | 32,7% |
| Vocationala | 10,0% |

| Analiza ratei de promovare | |
|---|--------------|
| Promoția curentă - Urban - Teoretica | 45,4% |
| Promoția curentă - Urban - Vocationala | 40,7% |
| Promoția curentă - Urban - TOTAL | 36,7% |
| Promoția curentă - Rural - Teoretica | 36,5% |
| Promoția curentă - Rural - Vocationala | 36,2% |
| Promoția curentă - TOTAL | 34,0% |
| Promoția anterioară - Rural - Vocationala | 32,8% |
| TOTAL | 32,5% |
| Promoția anterioară - Urban - Vocationala | 31,4% |
| Promoția anterioară - Rural - Tehnologica | 30,5% |
| Promoția curentă - Rural - TOTAL | 30,5% |
| Promoția anterioară - Rural - TOTAL | 29,9% |
| Promoția anterioară - TOTAL | 29,2% |
| Promoția anterioară - Urban - Teoretica | 28,8% |
| Promoția anterioară - Urban - TOTAL | 28,6% |
| Promoția curentă - Urban - Tehnologica | 28,6% |
| Promoția anterioară - Rural - Teoretica | 28,1% |
| Promoția anterioară - Urban - Tehnologica | 28,0% |
| Promoția curentă - Rural - Tehnologica | 26,1% |

| Analiza candidaților reușiți | |
|------------------------------|--------------|
| Promoția curentă | 71,7% |
| Rural | 38,7% |
| Tehnologica | 49,5% |
| Teoretica | 37,6% |
| Vocationala | 12,9% |
| Urban | 61,3% |
| Tehnologica | 36,6% |
| Teoretica | 45,1% |
| Vocationala | 18,3% |
| Promoția anterioară | 28,3% |
| Rural | 41,5% |
| Tehnologica | 63,2% |
| Teoretica | 29,0% |
| Vocationala | 7,8% |
| Urban | 58,5% |
| Tehnologica | 55,6% |
| Teoretica | 33,0% |
| Vocationala | 11,4% |

| Analiza candidaților respinși | |
|-------------------------------|--------------|
| Rural | 43,6% |
| Tehnologica | 61,4% |
| Teoretica | 29,6% |
| Vocationala | 9,1% |
| Urban | 56,4% |
| Tehnologica | 54,5% |
| Teoretica | 31,9% |
| Vocationala | 13,6% |

| Analiza candidaților prezenți | |
|-------------------------------|--------------|
| Rural | 42,3% |
| Tehnologica | 59,0% |
| Teoretica | 31,2% |
| Vocationala | 9,8% |
| Urban | 57,7% |
| Tehnologica | 50,2% |
| Teoretica | 35,3% |
| Vocationala | 14,6% |



| Rezultate bacalaureat - SINTEZĂ SESIUNEA II (toți candidații) 2023 | | | | | | | | | | | | | | | | | | | | | |
|--|--------------------|--------------------|----------------------|--------------------------------|--------------------------|------------------------------------|--------------------------------------|-------------------|---------------------------|-----------------------------|---------------------------|-----------------------------|---------------------------|-----------------------------|---------------------------|-----------------------------|-----------------------|------------------------|------------------------|-----------------------------|--------------|
| Județ | Candidați înscriși | Candidați prezenți | Candidați neprezenți | Candidați eliminați din examen | Candidați respinși total | Candidați respinși cu media 5-5.49 | Candidați respinși cu media 5,5-5.98 | Candidați reușiți | Candidați cu media 6-6,49 | Candidați cu media 6,5-6,99 | Candidați cu media 7-7,49 | Candidați cu media 7,5-7,99 | Candidați cu media 8-8,49 | Candidați cu media 8,5-8,99 | Candidați cu media 9-9,49 | Candidați cu media 9,5-9,99 | Candidați cu media 10 | Rată de promovare 2023 | Rată de promovare 2022 | Variație procente 2023-2022 | Județ |
| AB | 455 | 389 | 66 | 12 | 259 | 11 | 67 | 118 | 73 | 28 | 7 | 6 | 3 | 0 | 1 | 0 | 0 | 30,3% | 31,2% | -0,9% | AB |
| AG | 952 | 823 | 129 | 1 | 476 | 30 | 105 | 346 | 179 | 95 | 44 | 19 | 4 | 5 | 0 | 0 | 0 | 42,0% | 37,1% | 5,0% | AG |
| AR | 793 | 659 | 134 | 0 | 440 | 30 | 88 | 219 | 140 | 57 | 14 | 5 | 3 | 0 | 0 | 0 | 0 | 33,2% | 37,9% | -4,7% | AR |
| B | 4.113 | 3.523 | 590 | 2 | 2.308 | 163 | 469 | 1.213 | 761 | 280 | 96 | 44 | 20 | 8 | 3 | 1 | 0 | 34,4% | 35,8% | -1,4% | B |
| BC | 841 | 738 | 103 | 0 | 490 | 29 | 103 | 248 | 152 | 60 | 20 | 10 | 4 | 2 | 0 | 0 | 0 | 33,6% | 35,7% | -2,1% | BC |
| BH | 956 | 822 | 134 | 1 | 545 | 18 | 91 | 276 | 163 | 74 | 23 | 11 | 4 | 0 | 1 | 0 | 0 | 33,6% | 36,6% | -3,0% | BH |
| BN | 415 | 345 | 70 | 1 | 242 | 13 | 57 | 102 | 72 | 20 | 6 | 4 | 0 | 0 | 0 | 0 | 0 | 29,6% | 37,9% | -8,3% | BN |
| BR | 399 | 353 | 46 | 0 | 229 | 13 | 51 | 124 | 67 | 45 | 8 | 2 | 1 | 1 | 0 | 0 | 0 | 35,1% | 36,4% | -1,2% | BR |
| BT | 674 | 578 | 96 | 1 | 374 | 22 | 85 | 203 | 126 | 56 | 14 | 6 | 1 | 0 | 0 | 0 | 0 | 35,1% | 38,4% | -3,3% | BT |
| BV | 769 | 668 | 101 | 4 | 446 | 35 | 82 | 218 | 132 | 53 | 19 | 8 | 4 | 2 | 0 | 0 | 0 | 32,6% | 40,0% | -7,4% | BV |
| BZ | 685 | 584 | 101 | 0 | 389 | 23 | 69 | 195 | 114 | 47 | 24 | 8 | 1 | 1 | 0 | 0 | 0 | 33,4% | 34,8% | -1,4% | BZ |
| CJ | 854 | 727 | 127 | 3 | 475 | 37 | 100 | 249 | 155 | 56 | 22 | 9 | 5 | 1 | 1 | 0 | 0 | 34,3% | 38,0% | -3,7% | CJ |
| CL | 514 | 428 | 86 | 0 | 255 | 17 | 55 | 173 | 99 | 52 | 19 | 1 | 2 | 0 | 0 | 0 | 0 | 40,4% | 29,9% | 10,6% | CL |
| CS | 578 | 469 | 109 | 13 | 282 | 19 | 55 | 174 | 104 | 42 | 14 | 10 | 4 | 0 | 0 | 0 | 0 | 37,1% | 42,9% | -5,8% | CS |
| CT | 1.137 | 957 | 180 | 2 | 615 | 46 | 147 | 340 | 211 | 80 | 31 | 11 | 5 | 1 | 1 | 0 | 0 | 35,5% | 37,1% | -1,6% | CT |
| CV | 416 | 349 | 67 | 0 | 281 | 5 | 30 | 68 | 35 | 15 | 11 | 6 | 1 | 0 | 0 | 0 | 0 | 19,5% | 35,8% | -16,3% | CV |
| DB | 785 | 669 | 116 | 0 | 464 | 36 | 103 | 205 | 134 | 52 | 12 | 6 | 1 | 0 | 0 | 0 | 0 | 30,6% | 33,1% | -2,5% | DB |
| DJ | 963 | 784 | 179 | 1 | 491 | 36 | 119 | 292 | 185 | 82 | 19 | 3 | 2 | 1 | 0 | 0 | 0 | 37,2% | 36,1% | 1,2% | DJ |
| GJ | 912 | 753 | 159 | 1 | 544 | 22 | 91 | 208 | 124 | 63 | 13 | 6 | 2 | 0 | 0 | 0 | 0 | 27,6% | 24,3% | 3,3% | GJ |
| GL | 861 | 713 | 148 | 1 | 467 | 28 | 90 | 245 | 152 | 58 | 22 | 11 | 1 | 1 | 0 | 0 | 0 | 34,4% | 37,2% | -2,8% | GL |
| GR | 504 | 419 | 85 | 0 | 302 | 16 | 63 | 117 | 74 | 32 | 8 | 1 | 2 | 0 | 0 | 0 | 0 | 27,9% | 37,6% | -9,6% | GR |
| HD | 623 | 513 | 110 | 1 | 356 | 25 | 79 | 156 | 100 | 42 | 9 | 3 | 0 | 1 | 1 | 0 | 0 | 30,4% | 33,6% | -3,2% | HD |
| HR | 752 | 662 | 90 | 0 | 525 | 7 | 28 | 137 | 67 | 37 | 19 | 10 | 4 | 0 | 0 | 0 | 0 | 20,7% | 31,1% | -10,4% | HR |
| IF | 590 | 472 | 118 | 1 | 337 | 24 | 66 | 134 | 84 | 34 | 13 | 1 | 1 | 0 | 0 | 1 | 0 | 28,4% | 28,1% | 0,3% | IF |
| IL | 444 | 371 | 73 | 0 | 250 | 16 | 58 | 121 | 82 | 27 | 11 | 1 | 0 | 0 | 0 | 0 | 0 | 32,6% | 34,1% | -1,5% | IL |
| IS | 1.116 | 956 | 160 | 2 | 642 | 44 | 143 | 312 | 194 | 74 | 32 | 7 | 4 | 0 | 1 | 0 | 0 | 32,6% | 34,2% | -1,5% | IS |
| MH | 668 | 430 | 238 | 1 | 332 | 11 | 37 | 97 | 63 | 26 | 5 | 2 | 0 | 0 | 1 | 0 | 0 | 22,6% | 47,2% | -24,7% | MH |
| MM | 1.076 | 900 | 176 | 3 | 599 | 31 | 116 | 298 | 178 | 68 | 40 | 9 | 3 | 0 | 0 | 0 | 0 | 33,1% | 30,9% | 2,2% | MM |
| MS | 1.125 | 959 | 166 | 2 | 708 | 33 | 115 | 249 | 152 | 53 | 27 | 11 | 4 | 1 | 1 | 0 | 0 | 26,0% | 31,5% | -5,6% | MS |
| NT | 656 | 574 | 82 | 0 | 336 | 28 | 83 | 238 | 145 | 63 | 19 | 7 | 1 | 3 | 0 | 0 | 0 | 41,5% | 33,6% | 7,9% | NT |
| OT | 627 | 511 | 116 | 4 | 353 | 21 | 76 | 154 | 95 | 42 | 13 | 2 | 1 | 0 | 1 | 0 | 0 | 30,1% | 44,4% | -14,2% | OT |
| PH | 1.213 | 1.031 | 182 | 2 | 697 | 48 | 155 | 332 | 200 | 84 | 33 | 11 | 3 | 1 | 0 | 0 | 0 | 32,2% | 33,9% | -1,7% | PH |
| SB | 604 | 506 | 98 | 0 | 327 | 30 | 72 | 179 | 117 | 46 | 11 | 2 | 2 | 1 | 0 | 0 | 0 | 35,4% | 38,8% | -3,4% | SB |
| SJ | 403 | 342 | 61 | 0 | 237 | 14 | 39 | 105 | 61 | 33 | 7 | 2 | 2 | 0 | 0 | 0 | 0 | 30,7% | 36,9% | -6,2% | SJ |
| SM | 531 | 472 | 59 | 2 | 355 | 21 | 71 | 115 | 77 | 19 | 14 | 3 | 1 | 1 | 0 | 0 | 0 | 24,4% | 33,8% | -9,5% | SM |
| SV | 1.063 | 871 | 192 | 2 | 569 | 39 | 130 | 300 | 199 | 69 | 17 | 12 | 1 | 0 | 2 | 0 | 0 | 34,4% | 34,3% | 0,1% | SV |
| TL | 411 | 344 | 67 | 1 | 237 | 11 | 57 | 106 | 77 | 20 | 4 | 1 | 3 | 0 | 1 | 0 | 0 | 30,8% | 34,6% | -3,8% | TL |
| TM | 1.068 | 881 | 187 | 1 | 605 | 50 | 152 | 275 | 173 | 57 | 29 | 13 | 2 | 1 | 0 | 0 | 0 | 31,2% | 34,1% | -2,9% | TM |
| TR | 640 | 540 | 100 | 0 | 335 | 20 | 75 | 205 | 125 | 49 | 23 | 7 | 1 | 0 | 0 | 0 | 0 | 38,0% | 39,9% | -2,0% | TR |
| VL | 609 | 519 | 90 | 2 | 353 | 33 | 65 | 164 | 95 | 44 | 17 | 6 | 2 | 0 | 0 | 0 | 0 | 31,6% | 33,8% | -2,2% | VL |
| VN | 492 | 396 | 96 | 0 | 293 | 24 | 67 | 103 | 61 | 28 | 12 | 2 | 0 | 0 | 0 | 0 | 0 | 26,0% | 30,5% | -4,5% | VN |
| VS | 687 | 561 | 126 | 0 | 390 | 28 | 91 | 171 | 117 | 39 | 7 | 6 | 0 | 1 | 1 | 0 | 0 | 30,5% | 38,5% | -8,0% | VS |
| TOTAL | 33.974 | 28.561 | 5.413 | 67 | 19.210 | 1.207 | 3.895 | 9.284 | 5.714 | 2.301 | 808 | 305 | 105 | 33 | 16 | 2 | 0 | 32,5% | 35,4% | -2,9% | TOTAL |

| Rezultate bacalaureat - SINTEZĂ SESIUNEA II (toți candidații) Filiera Teoretică 2023 | | | | | | | | | | | | | | | | | | | | | |
|---|--------------------|--------------------|----------------------|--------------------------------|--------------------------|------------------------------------|--------------------------------------|-------------------|---------------------------|-----------------------------|---------------------------|-----------------------------|---------------------------|-----------------------------|---------------------------|-----------------------------|-----------------------|------------------------|------------------------|-----------------------------|--------------|
| Județ | Candidați înscriși | Candidați prezenți | Candidați neprezenți | Candidați eliminați din examen | Candidați respinși total | Candidați respinși cu media 5-5.49 | Candidați respinși cu media 5,5-5.98 | Candidați reușiți | Candidați cu media 6-6,49 | Candidați cu media 6,5-6,99 | Candidați cu media 7-7,49 | Candidați cu media 7,5-7,99 | Candidați cu media 8-8,49 | Candidați cu media 8,5-8,99 | Candidați cu media 9-9,49 | Candidați cu media 9,5-9,99 | Candidați cu media 10 | Rată de promovare 2023 | Rată de promovare 2022 | Variație procente 2023-2022 | Județ |
| AB | 128 | 114 | 14 | 5 | 66 | 0 | 18 | 43 | 28 | 10 | 1 | 2 | 1 | 0 | 1 | 0 | 0 | 37,7% | 39,3% | -1,6% | AB |
| AG | 262 | 242 | 20 | 0 | 126 | 6 | 36 | 116 | 64 | 34 | 13 | 4 | 1 | 0 | 0 | 0 | 0 | 47,9% | 43,7% | 4,3% | AG |
| AR | 228 | 208 | 20 | 0 | 129 | 5 | 31 | 79 | 48 | 23 | 5 | 2 | 1 | 0 | 0 | 0 | 0 | 38,0% | 43,9% | -5,9% | AR |
| B | 1.521 | 1.336 | 185 | 0 | 784 | 72 | 206 | 552 | 323 | 151 | 38 | 24 | 8 | 6 | 1 | 1 | 0 | 41,3% | 41,6% | -0,3% | B |
| BC | 298 | 269 | 29 | 0 | 154 | 12 | 44 | 115 | 62 | 30 | 9 | 8 | 4 | 2 | 0 | 0 | 0 | 42,8% | 41,9% | 0,8% | BC |
| BH | 359 | 315 | 44 | 0 | 199 | 4 | 32 | 116 | 56 | 39 | 12 | 7 | 2 | 0 | 0 | 0 | 0 | 36,8% | 42,3% | -5,5% | BH |
| BN | 109 | 91 | 18 | 1 | 58 | 2 | 13 | 32 | 19 | 7 | 4 | 2 | 0 | 0 | 0 | 0 | 0 | 35,2% | 51,7% | -16,6% | BN |
| BR | 121 | 109 | 12 | 0 | 67 | 4 | 13 | 42 | 19 | 16 | 5 | 1 | 0 | 1 | 0 | 0 | 0 | 38,5% | 39,4% | -0,9% | BR |
| BT | 300 | 264 | 36 | 1 | 163 | 6 | 36 | 100 | 56 | 29 | 10 | 5 | 0 | 0 | 0 | 0 | 0 | 37,9% | 40,1% | -2,2% | BT |
| BV | 200 | 174 | 26 | 1 | 102 | 6 | 23 | 71 | 46 | 15 | 7 | 2 | 0 | 1 | 0 | 0 | 0 | 40,8% | 39,7% | 1,1% | BV |
| BZ | 180 | 164 | 16 | 0 | 79 | 11 | 15 | 85 | 43 | 22 | 14 | 5 | 0 | 1 | 0 | 0 | 0 | 51,8% | 44,4% | 7,4% | BZ |
| CJ | 225 | 201 | 24 | 2 | 127 | 10 | 23 | 72 | 44 | 12 | 7 | 4 | 3 | 1 | 1 | 0 | 0 | 35,8% | 47,5% | -11,7% | CJ |
| CL | 225 | 189 | 36 | 0 | 104 | 7 | 23 | 85 | 49 | 24 | 11 | 0 | 1 | 0 | 0 | 0 | 0 | 45,0% | 33,5% | 11,5% | CL |
| CS | 226 | 199 | 27 | 3 | 116 | 8 | 24 | 80 | 49 | 17 | 9 | 3 | 2 | 0 | 0 | 0 | 0 | 40,2% | 48,7% | -8,5% | CS |
| CT | 250 | 222 | 28 | 0 | 133 | 11 | 35 | 89 | 49 | 23 | 9 | 2 | 4 | 1 | 1 | 0 | 0 | 40,1% | 43,3% | -3,2% | CT |
| CV | 107 | 95 | 12 | 0 | 62 | 3 | 10 | 33 | 12 | 7 | 8 | 5 | 1 | 0 | 0 | 0 | 0 | 34,7% | 37,0% | -2,2% | CV |
| DB | 409 | 360 | 49 | 0 | 239 | 19 | 48 | 121 | 73 | 32 | 10 | 5 | 1 | 0 | 0 | 0 | 0 | 33,6% | 35,3% | -1,7% | DB |
| DJ | 298 | 262 | 36 | 0 | 150 | 8 | 43 | 112 | 61 | 37 | 9 | 2 | 2 | 1 | 0 | 0 | 0 | 42,7% | 44,5% | -1,8% | DJ |
| GJ | 211 | 177 | 34 | 1 | 117 | 4 | 21 | 59 | 37 | 14 | 5 | 2 | 1 | 0 | 0 | 0 | 0 | 33,3% | 26,9% | 6,4% | GJ |
| GL | 227 | 191 | 36 | 1 | 107 | 6 | 19 | 83 | 49 | 21 | 6 | 5 | 1 | 1 | 0 | 0 | 0 | 43,5% | 52,3% | -8,8% | GL |
| GR | 295 | 258 | 37 | 0 | 188 | 11 | 47 | 70 | 45 | 18 | 4 | 1 | 2 | 0 | 0 | 0 | 0 | 27,1% | 37,9% | -10,8% | GR |
| HD | 201 | 171 | 30 | 0 | 112 | 8 | 25 | 59 | 38 | 15 | 3 | 2 | 0 | 0 | 1 | 0 | 0 | 34,5% | 41,2% | -6,7% | HD |
| HR | 180 | 165 | 15 | 0 | 113 | 3 | 12 | 52 | 23 | 17 | 9 | 1 | 2 | 0 | 0 | 0 | 0 | 31,5% | 43,3% | -11,7% | HR |
| IF | 302 | 239 | 63 | 0 | 165 | 11 | 30 | 74 | 48 | 16 | 9 | 0 | 0 | 0 | 0 | 1 | 0 | 31,0% | 28,8% | 2,1% | IF |
| IL | 184 | 156 | 28 | 0 | 105 | 10 | 28 | 51 | 31 | 16 | 4 | 0 | 0 | 0 | 0 | 0 | 0 | 32,7% | 39,0% | -6,3% | IL |
| IS | 165 | 144 | 21 | 0 | 78 | 7 | 22 | 66 | 39 | 13 | 8 | 2 | 3 | 0 | 1 | 0 | 0 | 45,8% | 32,7% | 13,1% | IS |
| MH | 223 | 138 | 85 | 0 | 99 | 2 | 9 | 39 | 25 | 12 | 1 | 0 | 0 | 0 | 1 | 0 | 0 | 28,3% | 48,9% | -20,7% | MH |
| MM | 448 | 385 | 63 | 1 | 240 | 13 | 48 | 144 | 78 | 35 | 23 | 6 | 2 | 0 | 0 | 0 | 0 | 37,4% | 31,3% | 6,2% | MM |
| MS | 324 | 293 | 31 | 1 | 196 | 8 | 47 | 96 | 56 | 19 | 12 | 4 | 3 | 1 | 1 | 0 | 0 | 32,8% | 42,0% | -9,2% | MS |
| NT | 127 | 109 | 18 | 0 | 57 | 6 | 14 | 52 | 22 | 16 | 10 | 1 | 1 | 2 | 0 | 0 | 0 | 47,7% | 38,5% | 9,2% | NT |
| OT | 283 | 245 | 38 | 2 | 170 | 13 | 36 | 73 | 43 | 21 | 6 | 1 | 1 | 0 | 1 | 0 | 0 | 29,8% | 49,3% | -19,5% | OT |
| PH | 267 | 242 | 25 | 1 | 155 | 10 | 25 | 86 | 41 | 26 | 13 | 4 | 1 | 1 | 0 | 0 | 0 | 35,5% | 43,3% | -7,8% | PH |
| SB | 130 | 110 | 20 | 0 | 63 | 5 | 20 | 47 | 27 | 15 | 3 | 1 | 1 | 0 | 0 | 0 | 0 | 42,7% | 51,2% | -8,4% | SB |
| SJ | 148 | 123 | 25 | 0 | 81 | 3 | 8 | 42 | 20 | 16 | 4 | 1 | 1 | 0 | 0 | 0 | 0 | 34,1% | 47,5% | -13,3% | SJ |
| SM | 158 | 139 | 19 | 2 | 96 | 4 | 22 | 41 | 22 | 7 | 7 | 3 | 1 | 1 | 0 | 0 | 0 | 29,5% | 41,2% | -11,7% | SM |
| SV | 328 | 263 | 65 | 0 | 157 | 12 | 43 | 106 | 69 | 23 | 8 | 6 | 0 | 0 | 0 | 0 | 0 | 40,3% | 41,8% | -1,5% | SV |
| TL | 102 | 84 | 18 | 0 | 56 | 3 | 18 | 28 | 21 | 5 | 0 | 0 | 1 | 0 | 1 | 0 | 0 | 33,3% | 50,0% | -16,7% | TL |
| TM | 353 | 299 | 54 | 0 | 189 | 16 | 41 | 110 | 70 | 20 | 11 | 6 | 2 | 1 | 0 | 0 | 0 | 36,8% | 36,0% | 0,8% | TM |
| TR | 397 | 342 | 55 | 0 | 209 | 13 | 50 | 133 | 87 | 28 | 12 | 5 | 1 | 0 | 0 | 0 | 0 | 38,9% | 41,3% | -2,4% | TR |
| VL | 191 | 163 | 28 | 0 | 106 | 11 | 20 | 57 | 30 | 15 | 9 | 2 | 1 | 0 | 0 | 0 | 0 | 35,0% | 37,1% | -2,2% | VL |
| VN | 155 | 125 | 30 | 0 | 86 | 7 | 28 | 39 | 24 | 10 | 4 | 1 | 0 | 0 | 0 | 0 | 0 | 31,2% | 42,0% | -10,8% | VN |
| VS | 253 | 206 | 47 | 0 | 126 | 5 | 34 | 80 | 51 | 17 | 5 | 5 | 0 | 1 | 1 | 0 | 0 | 38,8% | 43,7% | -4,9% | VS |
| TOTAL | 11.098 | 9.581 | 1.517 | 22 | 5.929 | 385 | 1.340 | 3.630 | 2.097 | 943 | 357 | 142 | 56 | 22 | 11 | 2 | 0 | 37,9% | 41,1% | -3,2% | TOTAL |

| Rezultate bacalaureat - SINTEZĂ SEȘIUNEA II (toți candidații) Filiera Tehnologică 2023 | | | | | | | | | | | | | | | | | | | | | |
|---|--------------------|--------------------|----------------------|--------------------------------|--------------------------|------------------------------------|--------------------------------------|-------------------|---------------------------|-----------------------------|---------------------------|-----------------------------|---------------------------|-----------------------------|---------------------------|-----------------------------|-----------------------|------------------------|------------------------|-----------------------------|--------------|
| Județ | Candidați înscriși | Candidați prezenți | Candidați neprezenți | Candidați eliminați din examen | Candidați respinși total | Candidați respinși cu media 5-5.49 | Candidați respinși cu media 5,5-5.98 | Candidați reușiți | Candidați cu media 6-6,49 | Candidați cu media 6,5-6,99 | Candidați cu media 7-7,49 | Candidați cu media 7,5-7,99 | Candidați cu media 8-8,49 | Candidați cu media 8,5-8,99 | Candidați cu media 9-9,49 | Candidați cu media 9,5-9,99 | Candidați cu media 10 | Rată de promovare 2023 | Rată de promovare 2022 | Variație procente 2023-2022 | Județ |
| AB | 267 | 222 | 45 | 7 | 162 | 10 | 44 | 53 | 32 | 13 | 3 | 4 | 1 | 0 | 0 | 0 | 0 | 23,9% | 29,0% | -5,1% | AB |
| AG | 534 | 439 | 95 | 1 | 268 | 16 | 49 | 170 | 86 | 44 | 20 | 13 | 2 | 5 | 0 | 0 | 0 | 38,7% | 35,2% | 3,5% | AG |
| AR | 485 | 385 | 100 | 0 | 276 | 20 | 52 | 109 | 69 | 29 | 7 | 3 | 1 | 0 | 0 | 0 | 0 | 28,3% | 33,8% | -5,5% | AR |
| B | 2.073 | 1.732 | 341 | 1 | 1.261 | 63 | 192 | 470 | 304 | 97 | 41 | 15 | 11 | 0 | 2 | 0 | 0 | 27,1% | 29,8% | -2,7% | B |
| BC | 451 | 392 | 59 | 0 | 289 | 13 | 45 | 103 | 70 | 23 | 9 | 1 | 0 | 0 | 0 | 0 | 0 | 26,3% | 31,5% | -5,2% | BC |
| BH | 481 | 399 | 82 | 0 | 285 | 11 | 46 | 114 | 78 | 25 | 8 | 2 | 1 | 0 | 0 | 0 | 0 | 28,6% | 33,3% | -4,7% | BH |
| BN | 243 | 202 | 41 | 0 | 144 | 8 | 33 | 58 | 45 | 9 | 2 | 2 | 0 | 0 | 0 | 0 | 0 | 28,7% | 31,3% | -2,6% | BN |
| BR | 219 | 194 | 25 | 0 | 136 | 6 | 26 | 58 | 34 | 22 | 1 | 1 | 0 | 0 | 0 | 0 | 0 | 29,9% | 31,5% | -1,6% | BR |
| BT | 287 | 232 | 55 | 0 | 157 | 6 | 38 | 75 | 52 | 18 | 3 | 1 | 1 | 0 | 0 | 0 | 0 | 32,3% | 35,1% | -2,8% | BT |
| BV | 514 | 446 | 68 | 3 | 315 | 24 | 47 | 128 | 79 | 30 | 12 | 4 | 2 | 1 | 0 | 0 | 0 | 28,7% | 40,0% | -11,3% | BV |
| BZ | 378 | 309 | 69 | 0 | 236 | 7 | 38 | 73 | 48 | 17 | 7 | 1 | 0 | 0 | 0 | 0 | 0 | 23,6% | 26,4% | -2,7% | BZ |
| CJ | 479 | 394 | 85 | 1 | 272 | 20 | 53 | 121 | 74 | 32 | 11 | 3 | 1 | 0 | 0 | 0 | 0 | 30,7% | 31,6% | -0,9% | CJ |
| CL | 252 | 207 | 45 | 0 | 133 | 8 | 27 | 74 | 41 | 25 | 6 | 1 | 1 | 0 | 0 | 0 | 0 | 35,7% | 27,1% | 8,7% | CL |
| CS | 306 | 234 | 72 | 10 | 143 | 8 | 26 | 81 | 47 | 21 | 5 | 6 | 2 | 0 | 0 | 0 | 0 | 34,6% | 40,9% | -6,3% | CS |
| CT | 739 | 604 | 135 | 2 | 403 | 29 | 99 | 199 | 136 | 40 | 16 | 6 | 1 | 0 | 0 | 0 | 0 | 32,9% | 33,4% | -0,5% | CT |
| CV | 220 | 173 | 47 | 0 | 152 | 1 | 13 | 21 | 18 | 3 | 0 | 0 | 0 | 0 | 0 | 0 | 0 | 12,1% | 31,1% | -19,0% | CV |
| DB | 278 | 222 | 56 | 0 | 165 | 11 | 42 | 57 | 41 | 13 | 2 | 1 | 0 | 0 | 0 | 0 | 0 | 25,7% | 30,3% | -4,7% | DB |
| DJ | 544 | 426 | 118 | 1 | 286 | 24 | 65 | 139 | 93 | 36 | 9 | 1 | 0 | 0 | 0 | 0 | 0 | 32,6% | 30,6% | 2,0% | DJ |
| GJ | 592 | 480 | 112 | 0 | 368 | 13 | 56 | 112 | 65 | 35 | 7 | 4 | 1 | 0 | 0 | 0 | 0 | 23,3% | 19,7% | 3,6% | GJ |
| GL | 578 | 474 | 104 | 0 | 330 | 21 | 59 | 144 | 90 | 32 | 16 | 6 | 0 | 0 | 0 | 0 | 0 | 30,4% | 32,8% | -2,4% | GL |
| GR | 204 | 156 | 48 | 0 | 112 | 5 | 16 | 44 | 28 | 12 | 4 | 0 | 0 | 0 | 0 | 0 | 0 | 28,2% | 36,0% | -7,8% | GR |
| HD | 375 | 300 | 75 | 1 | 218 | 14 | 42 | 81 | 52 | 22 | 5 | 1 | 0 | 1 | 0 | 0 | 0 | 27,0% | 30,1% | -3,1% | HD |
| HR | 429 | 367 | 62 | 0 | 308 | 4 | 9 | 59 | 27 | 17 | 7 | 7 | 1 | 0 | 0 | 0 | 0 | 16,1% | 25,5% | -9,5% | HR |
| IF | 203 | 162 | 41 | 0 | 123 | 9 | 23 | 39 | 22 | 12 | 3 | 1 | 1 | 0 | 0 | 0 | 0 | 24,1% | 25,9% | -1,9% | IF |
| IL | 228 | 185 | 43 | 0 | 135 | 6 | 26 | 50 | 35 | 8 | 7 | 0 | 0 | 0 | 0 | 0 | 0 | 27,0% | 29,5% | -2,4% | IL |
| IS | 847 | 723 | 124 | 2 | 510 | 34 | 104 | 211 | 132 | 52 | 21 | 5 | 1 | 0 | 0 | 0 | 0 | 29,2% | 32,9% | -3,7% | IS |
| MH | 371 | 229 | 142 | 1 | 183 | 5 | 16 | 45 | 28 | 11 | 4 | 2 | 0 | 0 | 0 | 0 | 0 | 19,7% | 45,6% | -26,0% | MH |
| MM | 487 | 388 | 99 | 1 | 283 | 16 | 53 | 104 | 65 | 23 | 12 | 3 | 1 | 0 | 0 | 0 | 0 | 26,8% | 30,0% | -3,2% | MM |
| MS | 642 | 526 | 116 | 1 | 423 | 23 | 63 | 102 | 68 | 20 | 8 | 6 | 0 | 0 | 0 | 0 | 0 | 19,4% | 25,5% | -6,1% | MS |
| NT | 381 | 334 | 47 | 0 | 204 | 16 | 47 | 130 | 87 | 31 | 7 | 5 | 0 | 0 | 0 | 0 | 0 | 38,9% | 32,5% | 6,5% | NT |
| OT | 307 | 231 | 76 | 2 | 165 | 6 | 37 | 64 | 40 | 16 | 7 | 1 | 0 | 0 | 0 | 0 | 0 | 27,7% | 34,2% | -6,5% | OT |
| PH | 905 | 754 | 151 | 1 | 523 | 34 | 122 | 230 | 145 | 57 | 19 | 7 | 2 | 0 | 0 | 0 | 0 | 30,5% | 30,5% | 0,0% | PH |
| SB | 426 | 351 | 75 | 0 | 245 | 24 | 46 | 106 | 79 | 19 | 5 | 1 | 1 | 1 | 0 | 0 | 0 | 30,2% | 33,0% | -2,8% | SB |
| SJ | 194 | 164 | 30 | 0 | 118 | 10 | 23 | 46 | 34 | 10 | 1 | 1 | 0 | 0 | 0 | 0 | 0 | 28,0% | 33,0% | -4,9% | SJ |
| SM | 255 | 223 | 32 | 0 | 174 | 12 | 38 | 49 | 36 | 8 | 5 | 0 | 0 | 0 | 0 | 0 | 0 | 22,0% | 24,7% | -2,8% | SM |
| SV | 631 | 515 | 116 | 2 | 354 | 20 | 75 | 159 | 109 | 34 | 9 | 4 | 1 | 0 | 2 | 0 | 0 | 30,9% | 30,1% | 0,8% | SV |
| TL | 228 | 187 | 41 | 0 | 137 | 6 | 28 | 50 | 35 | 10 | 3 | 1 | 1 | 0 | 0 | 0 | 0 | 26,7% | 29,1% | -2,4% | TL |
| TM | 580 | 457 | 123 | 1 | 339 | 24 | 88 | 117 | 70 | 26 | 15 | 6 | 0 | 0 | 0 | 0 | 0 | 25,6% | 32,2% | -6,6% | TM |
| TR | 201 | 163 | 38 | 0 | 108 | 6 | 23 | 55 | 30 | 14 | 9 | 2 | 0 | 0 | 0 | 0 | 0 | 33,7% | 38,3% | -4,5% | TR |
| VL | 372 | 318 | 54 | 2 | 222 | 19 | 34 | 94 | 57 | 26 | 6 | 4 | 1 | 0 | 0 | 0 | 0 | 29,6% | 30,4% | -0,8% | VL |
| VN | 284 | 230 | 54 | 0 | 175 | 15 | 31 | 55 | 35 | 13 | 6 | 1 | 0 | 0 | 0 | 0 | 0 | 23,9% | 24,0% | -0,1% | VN |
| VS | 342 | 273 | 69 | 0 | 210 | 15 | 44 | 63 | 47 | 14 | 2 | 0 | 0 | 0 | 0 | 0 | 0 | 23,1% | 32,7% | -9,7% | VS |
| TOTAL | 18.812 | 15.402 | 3.410 | 40 | 11.050 | 642 | 2.038 | 4.312 | 2.763 | 1.019 | 350 | 133 | 35 | 8 | 4 | 0 | 0 | 28,0% | 31,3% | -3,3% | TOTAL |

| Rezultate bacalaureat - SINTEZĂ SESIUNEA II (toți candidații) Filiera Vocațională 2023 | | | | | | | | | | | | | | | | | | | | | |
|---|--------------------|--------------------|----------------------|--------------------------------|--------------------------|------------------------------------|--------------------------------------|-------------------|---------------------------|-----------------------------|---------------------------|-----------------------------|---------------------------|-----------------------------|---------------------------|-----------------------------|-----------------------|------------------------|------------------------|-----------------------------|--------------|
| Județ | Candidați înscriși | Candidați prezenți | Candidați neprezenți | Candidați eliminați din examen | Candidați respinși total | Candidați respinși cu media 5-5.49 | Candidați respinși cu media 5,5-5.98 | Candidați reușiți | Candidați cu media 6-6,49 | Candidați cu media 6,5-6,99 | Candidați cu media 7-7,49 | Candidați cu media 7,5-7,99 | Candidați cu media 8-8,49 | Candidați cu media 8,5-8,99 | Candidați cu media 9-9,49 | Candidați cu media 9,5-9,99 | Candidați cu media 10 | Rată de promovare 2023 | Rată de promovare 2022 | Variație procente 2023-2022 | Județ |
| AB | 60 | 53 | 7 | 0 | 31 | 1 | 5 | 22 | 13 | 5 | 3 | 0 | 1 | 0 | 0 | 0 | 0 | 41,5% | 26,7% | 14,8% | AB |
| AG | 156 | 142 | 14 | 0 | 82 | 8 | 20 | 60 | 29 | 17 | 11 | 2 | 1 | 0 | 0 | 0 | 0 | 42,3% | 31,8% | 10,5% | AG |
| AR | 80 | 66 | 14 | 0 | 35 | 5 | 5 | 31 | 23 | 5 | 2 | 0 | 1 | 0 | 0 | 0 | 0 | 47,0% | 42,0% | 4,9% | AR |
| B | 519 | 455 | 64 | 1 | 263 | 28 | 71 | 191 | 134 | 32 | 17 | 5 | 1 | 2 | 0 | 0 | 0 | 42,0% | 39,5% | 2,5% | B |
| BC | 92 | 77 | 15 | 0 | 47 | 4 | 14 | 30 | 20 | 7 | 2 | 1 | 0 | 0 | 0 | 0 | 0 | 39,0% | 33,9% | 5,1% | BC |
| BH | 116 | 108 | 8 | 1 | 61 | 3 | 13 | 46 | 29 | 10 | 3 | 2 | 1 | 0 | 1 | 0 | 0 | 42,6% | 32,1% | 10,5% | BH |
| BN | 63 | 52 | 11 | 0 | 40 | 3 | 11 | 12 | 8 | 4 | 0 | 0 | 0 | 0 | 0 | 0 | 0 | 23,1% | 45,5% | -22,4% | BN |
| BR | 59 | 50 | 9 | 0 | 26 | 3 | 12 | 24 | 14 | 7 | 2 | 0 | 1 | 0 | 0 | 0 | 0 | 48,0% | 45,3% | 2,7% | BR |
| BT | 87 | 82 | 5 | 0 | 54 | 10 | 11 | 28 | 18 | 9 | 1 | 0 | 0 | 0 | 0 | 0 | 0 | 34,1% | 43,8% | -9,7% | BT |
| BV | 55 | 48 | 7 | 0 | 29 | 5 | 12 | 19 | 7 | 8 | 0 | 2 | 2 | 0 | 0 | 0 | 0 | 39,6% | 41,2% | -1,6% | BV |
| BZ | 127 | 111 | 16 | 0 | 74 | 5 | 16 | 37 | 23 | 8 | 3 | 2 | 1 | 0 | 0 | 0 | 0 | 33,3% | 44,4% | -11,1% | BZ |
| CJ | 150 | 132 | 18 | 0 | 76 | 7 | 24 | 56 | 37 | 12 | 4 | 2 | 1 | 0 | 0 | 0 | 0 | 42,4% | 45,5% | -3,0% | CJ |
| CL | 37 | 32 | 5 | 0 | 18 | 2 | 5 | 14 | 9 | 3 | 2 | 0 | 0 | 0 | 0 | 0 | 0 | 43,8% | 25,8% | 17,9% | CL |
| CS | 46 | 36 | 10 | 0 | 23 | 3 | 5 | 13 | 8 | 4 | 0 | 1 | 0 | 0 | 0 | 0 | 0 | 36,1% | 26,1% | 10,0% | CS |
| CT | 148 | 131 | 17 | 0 | 79 | 6 | 13 | 52 | 26 | 17 | 6 | 3 | 0 | 0 | 0 | 0 | 0 | 39,7% | 44,2% | -4,5% | CT |
| CV | 89 | 81 | 8 | 0 | 67 | 1 | 7 | 14 | 5 | 5 | 3 | 1 | 0 | 0 | 0 | 0 | 0 | 17,3% | 41,2% | -23,9% | CV |
| DB | 98 | 87 | 11 | 0 | 60 | 6 | 13 | 27 | 20 | 7 | 0 | 0 | 0 | 0 | 0 | 0 | 0 | 31,0% | 29,6% | 1,4% | DB |
| DJ | 121 | 96 | 25 | 0 | 55 | 4 | 11 | 41 | 31 | 9 | 1 | 0 | 0 | 0 | 0 | 0 | 0 | 42,7% | 45,8% | -3,1% | DJ |
| GJ | 109 | 96 | 13 | 0 | 59 | 5 | 14 | 37 | 22 | 14 | 1 | 0 | 0 | 0 | 0 | 0 | 0 | 38,5% | 42,3% | -3,8% | GJ |
| GL | 56 | 48 | 8 | 0 | 30 | 1 | 12 | 18 | 13 | 5 | 0 | 0 | 0 | 0 | 0 | 0 | 0 | 37,5% | 27,0% | 10,5% | GL |
| GR | 5 | 5 | 0 | 0 | 2 | 0 | 0 | 3 | 1 | 2 | 0 | 0 | 0 | 0 | 0 | 0 | 0 | 60,0% | 66,7% | -6,7% | GR |
| HD | 47 | 42 | 5 | 0 | 26 | 3 | 12 | 16 | 10 | 5 | 1 | 0 | 0 | 0 | 0 | 0 | 0 | 38,1% | 31,7% | 6,4% | HD |
| HR | 143 | 130 | 13 | 0 | 104 | 0 | 7 | 26 | 17 | 3 | 3 | 2 | 1 | 0 | 0 | 0 | 0 | 20,0% | 33,3% | -13,3% | HR |
| IF | 85 | 71 | 14 | 1 | 49 | 4 | 13 | 21 | 14 | 6 | 1 | 0 | 0 | 0 | 0 | 0 | 0 | 29,6% | 31,0% | -1,4% | IF |
| IL | 32 | 30 | 2 | 0 | 10 | 0 | 4 | 20 | 16 | 3 | 0 | 1 | 0 | 0 | 0 | 0 | 0 | 66,7% | 42,9% | 23,8% | IL |
| IS | 104 | 89 | 15 | 0 | 54 | 3 | 17 | 35 | 23 | 9 | 3 | 0 | 0 | 0 | 0 | 0 | 0 | 39,3% | 43,5% | -4,2% | IS |
| MH | 74 | 63 | 11 | 0 | 50 | 4 | 12 | 13 | 10 | 3 | 0 | 0 | 0 | 0 | 0 | 0 | 0 | 20,6% | 50,0% | -29,4% | MH |
| MM | 141 | 127 | 14 | 1 | 76 | 2 | 15 | 50 | 35 | 10 | 5 | 0 | 0 | 0 | 0 | 0 | 0 | 39,4% | 33,7% | 5,7% | MM |
| MS | 159 | 140 | 19 | 0 | 89 | 2 | 5 | 51 | 28 | 14 | 7 | 1 | 1 | 0 | 0 | 0 | 0 | 36,4% | 33,8% | 2,6% | MS |
| NT | 148 | 131 | 17 | 0 | 75 | 6 | 22 | 56 | 36 | 16 | 2 | 1 | 0 | 1 | 0 | 0 | 0 | 42,7% | 32,4% | 10,3% | NT |
| OT | 37 | 35 | 2 | 0 | 18 | 2 | 3 | 17 | 12 | 5 | 0 | 0 | 0 | 0 | 0 | 0 | 0 | 48,6% | 75,9% | -27,3% | OT |
| PH | 41 | 35 | 6 | 0 | 19 | 4 | 8 | 16 | 14 | 1 | 1 | 0 | 0 | 0 | 0 | 0 | 0 | 45,7% | 65,2% | -19,5% | PH |
| SB | 48 | 45 | 3 | 0 | 19 | 1 | 6 | 26 | 11 | 12 | 3 | 0 | 0 | 0 | 0 | 0 | 0 | 57,8% | 43,9% | 13,9% | SB |
| SJ | 61 | 55 | 6 | 0 | 38 | 1 | 8 | 17 | 7 | 7 | 2 | 0 | 1 | 0 | 0 | 0 | 0 | 30,9% | 20,8% | 10,1% | SJ |
| SM | 118 | 110 | 8 | 0 | 85 | 5 | 11 | 25 | 19 | 4 | 2 | 0 | 0 | 0 | 0 | 0 | 0 | 22,7% | 36,9% | -14,2% | SM |
| SV | 104 | 93 | 11 | 0 | 58 | 7 | 12 | 35 | 21 | 12 | 0 | 2 | 0 | 0 | 0 | 0 | 0 | 37,6% | 36,1% | 1,6% | SV |
| TL | 81 | 73 | 8 | 1 | 44 | 2 | 11 | 28 | 21 | 5 | 1 | 0 | 1 | 0 | 0 | 0 | 0 | 38,4% | 31,1% | 7,2% | TL |
| TM | 135 | 125 | 10 | 0 | 77 | 10 | 23 | 48 | 33 | 11 | 3 | 1 | 0 | 0 | 0 | 0 | 0 | 38,4% | 36,9% | 1,5% | TM |
| TR | 42 | 35 | 7 | 0 | 18 | 1 | 2 | 17 | 8 | 7 | 2 | 0 | 0 | 0 | 0 | 0 | 0 | 48,6% | 34,3% | 14,3% | TR |
| VL | 46 | 38 | 8 | 0 | 25 | 3 | 11 | 13 | 8 | 3 | 2 | 0 | 0 | 0 | 0 | 0 | 0 | 34,2% | 51,7% | -17,5% | VL |
| VN | 53 | 41 | 12 | 0 | 32 | 2 | 8 | 9 | 2 | 5 | 2 | 0 | 0 | 0 | 0 | 0 | 0 | 22,0% | 32,2% | -10,3% | VN |
| VS | 92 | 82 | 10 | 0 | 54 | 8 | 13 | 28 | 19 | 8 | 0 | 1 | 0 | 0 | 0 | 0 | 0 | 34,1% | 49,2% | -15,0% | VS |
| TOTAL | 4.064 | 3.578 | 486 | 5 | 2.231 | 180 | 517 | 1.342 | 854 | 339 | 101 | 30 | 14 | 3 | 1 | 0 | 0 | 37,5% | 38,5% | -1,0% | TOTAL |



| Rezultate bacalaureat - SINTEZĂ SESIUNEA II (candidați din promoția curentă) 2023 | | | | | | | | | | | | | | | | | | | | | |
|---|-------------------|--------------------|----------------------|--------------------------------|--------------------------|------------------------------------|--------------------------------------|-------------------|---------------------------|-----------------------------|---------------------------|-----------------------------|---------------------------|-----------------------------|---------------------------|-----------------------------|-----------------------|------------------------|------------------------|-----------------------------|--------------|
| Județ | Candidați înscrși | Candidați prezenți | Candidați neprezenți | Candidați eliminați din examen | Candidați respinși total | Candidați respinși cu media 5-5.49 | Candidați respinși cu media 5,5-5.98 | Candidați reușiți | Candidați cu media 6-6,49 | Candidați cu media 6,5-6,99 | Candidați cu media 7-7,49 | Candidați cu media 7,5-7,99 | Candidați cu media 8-8,49 | Candidați cu media 8,5-8,99 | Candidați cu media 9-9,49 | Candidați cu media 9,5-9,99 | Candidați cu media 10 | Rată de promovare 2023 | Rată de promovare 2022 | Variație procente 2023-2022 | Județ |
| AB | 283 | 251 | 32 | 6 | 157 | 4 | 35 | 88 | 52 | 22 | 6 | 4 | 3 | 0 | 1 | 0 | 0 | 35,1% | 31,8% | 3,3% | AB |
| AG | 596 | 525 | 71 | 0 | 309 | 15 | 56 | 216 | 112 | 66 | 27 | 9 | 2 | 0 | 0 | 0 | 0 | 41,1% | 36,7% | 4,5% | AG |
| AR | 468 | 404 | 64 | 0 | 277 | 18 | 35 | 127 | 85 | 32 | 5 | 3 | 2 | 0 | 0 | 0 | 0 | 31,4% | 39,9% | -8,4% | AR |
| B | 2.747 | 2.435 | 312 | 0 | 1.548 | 89 | 257 | 887 | 532 | 219 | 73 | 36 | 17 | 6 | 3 | 1 | 0 | 36,4% | 38,3% | -1,8% | B |
| BC | 581 | 520 | 61 | 0 | 343 | 16 | 65 | 177 | 101 | 46 | 15 | 9 | 4 | 2 | 0 | 0 | 0 | 34,0% | 37,1% | -3,1% | BC |
| BH | 674 | 605 | 69 | 1 | 398 | 14 | 61 | 206 | 119 | 56 | 18 | 9 | 3 | 0 | 1 | 0 | 0 | 34,0% | 38,2% | -4,2% | BH |
| BN | 295 | 248 | 47 | 0 | 181 | 7 | 36 | 67 | 45 | 13 | 6 | 3 | 0 | 0 | 0 | 0 | 0 | 27,0% | 37,7% | -10,7% | BN |
| BR | 277 | 246 | 31 | 0 | 155 | 8 | 32 | 91 | 47 | 32 | 8 | 2 | 1 | 1 | 0 | 0 | 0 | 37,0% | 38,4% | -1,4% | BR |
| BT | 474 | 423 | 51 | 0 | 270 | 15 | 54 | 153 | 89 | 46 | 12 | 5 | 1 | 0 | 0 | 0 | 0 | 36,2% | 42,9% | -6,7% | BT |
| BV | 497 | 446 | 51 | 1 | 285 | 14 | 50 | 160 | 94 | 41 | 14 | 6 | 3 | 2 | 0 | 0 | 0 | 35,9% | 40,8% | -5,0% | BV |
| BZ | 540 | 460 | 80 | 0 | 305 | 13 | 49 | 155 | 83 | 41 | 21 | 8 | 1 | 1 | 0 | 0 | 0 | 33,7% | 35,5% | -1,8% | BZ |
| CJ | 578 | 510 | 68 | 0 | 328 | 22 | 64 | 182 | 113 | 42 | 15 | 5 | 5 | 1 | 1 | 0 | 0 | 35,7% | 40,5% | -4,8% | CJ |
| CL | 315 | 267 | 48 | 0 | 151 | 9 | 28 | 116 | 62 | 39 | 14 | 0 | 1 | 0 | 0 | 0 | 0 | 43,4% | 29,3% | 14,1% | CL |
| CS | 344 | 291 | 53 | 7 | 174 | 10 | 27 | 110 | 65 | 25 | 10 | 6 | 4 | 0 | 0 | 0 | 0 | 37,8% | 40,9% | -3,1% | CS |
| CT | 757 | 643 | 114 | 2 | 388 | 31 | 78 | 253 | 151 | 57 | 29 | 9 | 5 | 1 | 1 | 0 | 0 | 39,3% | 39,8% | -0,4% | CT |
| CV | 313 | 269 | 44 | 0 | 216 | 3 | 14 | 53 | 22 | 13 | 11 | 6 | 1 | 0 | 0 | 0 | 0 | 19,7% | 36,2% | -16,5% | CV |
| DB | 557 | 477 | 80 | 0 | 328 | 26 | 69 | 149 | 94 | 41 | 10 | 3 | 1 | 0 | 0 | 0 | 0 | 31,2% | 34,6% | -3,3% | DB |
| DJ | 593 | 505 | 88 | 0 | 301 | 18 | 66 | 204 | 125 | 62 | 12 | 2 | 2 | 1 | 0 | 0 | 0 | 40,4% | 39,2% | 1,2% | DJ |
| GJ | 481 | 408 | 73 | 0 | 285 | 9 | 43 | 123 | 73 | 41 | 5 | 4 | 0 | 0 | 0 | 0 | 0 | 30,1% | 29,9% | 0,2% | GJ |
| GL | 576 | 489 | 87 | 1 | 316 | 16 | 51 | 172 | 102 | 44 | 16 | 9 | 1 | 0 | 0 | 0 | 0 | 35,2% | 37,9% | -2,7% | GL |
| GR | 350 | 289 | 61 | 0 | 210 | 10 | 34 | 79 | 49 | 23 | 4 | 1 | 2 | 0 | 0 | 0 | 0 | 27,3% | 40,0% | -12,7% | GR |
| HD | 365 | 313 | 52 | 0 | 211 | 11 | 47 | 102 | 64 | 27 | 6 | 3 | 0 | 1 | 1 | 0 | 0 | 32,6% | 36,0% | -3,4% | HD |
| HR | 559 | 497 | 62 | 0 | 385 | 5 | 13 | 112 | 50 | 31 | 17 | 10 | 4 | 0 | 0 | 0 | 0 | 22,5% | 34,2% | -11,7% | HR |
| IF | 391 | 325 | 66 | 0 | 232 | 14 | 44 | 93 | 63 | 22 | 6 | 0 | 1 | 0 | 0 | 1 | 0 | 28,6% | 27,6% | 1,0% | IF |
| IL | 289 | 248 | 41 | 0 | 158 | 6 | 32 | 90 | 58 | 22 | 9 | 1 | 0 | 0 | 0 | 0 | 0 | 36,3% | 36,1% | 0,2% | IL |
| IS | 765 | 675 | 90 | 2 | 441 | 28 | 77 | 232 | 137 | 60 | 24 | 7 | 3 | 0 | 1 | 0 | 0 | 34,4% | 35,1% | -0,7% | IS |
| MH | 366 | 264 | 102 | 0 | 193 | 7 | 21 | 71 | 45 | 20 | 4 | 1 | 0 | 0 | 1 | 0 | 0 | 26,9% | 42,8% | -15,9% | MH |
| MM | 697 | 589 | 108 | 1 | 380 | 10 | 67 | 208 | 114 | 51 | 32 | 8 | 3 | 0 | 0 | 0 | 0 | 35,3% | 31,3% | 4,0% | MM |
| MS | 823 | 717 | 106 | 1 | 515 | 14 | 68 | 201 | 116 | 45 | 24 | 11 | 4 | 1 | 0 | 0 | 0 | 28,0% | 34,7% | -6,7% | MS |
| NT | 474 | 420 | 54 | 0 | 233 | 17 | 49 | 187 | 107 | 54 | 16 | 7 | 1 | 2 | 0 | 0 | 0 | 44,5% | 32,1% | 12,5% | NT |
| OT | 394 | 330 | 64 | 1 | 222 | 14 | 42 | 107 | 63 | 32 | 9 | 1 | 1 | 0 | 1 | 0 | 0 | 32,4% | 49,2% | -16,7% | OT |
| PH | 841 | 730 | 111 | 0 | 477 | 27 | 85 | 253 | 140 | 69 | 32 | 8 | 3 | 1 | 0 | 0 | 0 | 34,7% | 35,4% | -0,8% | PH |
| SB | 445 | 376 | 69 | 0 | 235 | 14 | 42 | 141 | 89 | 39 | 10 | 1 | 1 | 1 | 0 | 0 | 0 | 37,5% | 42,0% | -4,5% | SB |
| SJ | 279 | 238 | 41 | 0 | 162 | 7 | 22 | 76 | 43 | 23 | 7 | 1 | 2 | 0 | 0 | 0 | 0 | 31,9% | 38,2% | -6,3% | SJ |
| SM | 367 | 335 | 32 | 0 | 242 | 11 | 40 | 93 | 61 | 14 | 13 | 3 | 1 | 1 | 0 | 0 | 0 | 27,8% | 37,5% | -9,8% | SM |
| SV | 755 | 644 | 111 | 0 | 426 | 30 | 87 | 218 | 144 | 52 | 12 | 8 | 1 | 0 | 1 | 0 | 0 | 33,9% | 35,6% | -1,8% | SV |
| TL | 272 | 240 | 32 | 1 | 163 | 5 | 27 | 76 | 55 | 13 | 4 | 0 | 3 | 0 | 1 | 0 | 0 | 31,7% | 38,7% | -7,0% | TL |
| TM | 628 | 542 | 86 | 0 | 360 | 28 | 77 | 182 | 115 | 40 | 16 | 9 | 2 | 0 | 0 | 0 | 0 | 33,6% | 35,4% | -1,8% | TM |
| TR | 385 | 328 | 57 | 0 | 203 | 7 | 47 | 125 | 76 | 30 | 14 | 5 | 0 | 0 | 0 | 0 | 0 | 38,1% | 43,1% | -5,0% | TR |
| VL | 380 | 329 | 51 | 0 | 217 | 23 | 34 | 112 | 61 | 33 | 14 | 3 | 1 | 0 | 0 | 0 | 0 | 34,0% | 37,5% | -3,5% | VL |
| VN | 336 | 271 | 65 | 0 | 194 | 12 | 38 | 77 | 45 | 21 | 10 | 1 | 0 | 0 | 0 | 0 | 0 | 28,4% | 31,0% | -2,6% | VN |
| VS | 506 | 427 | 79 | 0 | 295 | 19 | 60 | 132 | 89 | 31 | 5 | 5 | 0 | 1 | 1 | 0 | 0 | 30,9% | 42,6% | -11,7% | VS |
| TOTAL | 22.613 | 19.549 | 3.064 | 24 | 12.869 | 676 | 2.223 | 6.656 | 3.950 | 1.730 | 615 | 232 | 90 | 23 | 14 | 2 | 0 | 34,0% | 37,1% | -3,1% | TOTAL |



| Rezultate bacalaureat - SINTEZĂ SESIUNEA II (candidați din promoția curentă) Filiera Teoretică 2023 | | | | | | | | | | | | | | | | | | | | | |
|---|-------------------|--------------------|----------------------|--------------------------------|--------------------------|------------------------------------|--------------------------------------|-------------------|---------------------------|-----------------------------|---------------------------|-----------------------------|---------------------------|-----------------------------|---------------------------|-----------------------------|-----------------------|------------------------|------------------------|-----------------------------|--------------|
| Județ | Candidați înscrși | Candidați prezenți | Candidați neprezenți | Candidați eliminați din examen | Candidați respinși total | Candidați respinși cu media 5-5.49 | Candidați respinși cu media 5,5-5.98 | Candidați reușiți | Candidați cu media 6-6,49 | Candidați cu media 6,5-6,99 | Candidați cu media 7-7,49 | Candidați cu media 7,5-7,99 | Candidați cu media 8-8,49 | Candidați cu media 8,5-8,99 | Candidați cu media 9-9,49 | Candidați cu media 9,5-9,99 | Candidați cu media 10 | Rată de promovare 2023 | Rată de promovare 2022 | Variație procente 2023-2022 | Județ |
| AB | 89 | 81 | 8 | 4 | 41 | 0 | 8 | 36 | 21 | 10 | 1 | 2 | 1 | 0 | 1 | 0 | 0 | 44,4% | 37,6% | 6,8% | AB |
| AG | 182 | 170 | 12 | 0 | 88 | 3 | 25 | 82 | 45 | 24 | 10 | 3 | 0 | 0 | 0 | 0 | 0 | 48,2% | 49,4% | -1,2% | AG |
| AR | 155 | 143 | 12 | 0 | 86 | 2 | 15 | 57 | 32 | 19 | 4 | 1 | 1 | 0 | 0 | 0 | 0 | 39,9% | 48,9% | -9,1% | AR |
| B | 969 | 887 | 82 | 0 | 457 | 37 | 111 | 430 | 239 | 121 | 32 | 22 | 8 | 6 | 1 | 1 | 0 | 48,5% | 49,7% | -1,2% | B |
| BC | 194 | 183 | 11 | 0 | 99 | 5 | 26 | 84 | 42 | 21 | 7 | 8 | 4 | 2 | 0 | 0 | 0 | 45,9% | 43,9% | 2,0% | BC |
| BH | 253 | 230 | 23 | 0 | 137 | 2 | 24 | 93 | 44 | 29 | 11 | 7 | 2 | 0 | 0 | 0 | 0 | 40,4% | 47,9% | -7,4% | BH |
| BN | 84 | 76 | 8 | 0 | 48 | 1 | 12 | 28 | 15 | 7 | 4 | 2 | 0 | 0 | 0 | 0 | 0 | 36,8% | 55,2% | -18,3% | BN |
| BR | 78 | 71 | 7 | 0 | 40 | 3 | 8 | 31 | 14 | 10 | 5 | 1 | 0 | 1 | 0 | 0 | 0 | 43,7% | 44,0% | -0,3% | BR |
| BT | 215 | 199 | 16 | 0 | 120 | 5 | 28 | 79 | 40 | 25 | 9 | 5 | 0 | 0 | 0 | 0 | 0 | 39,7% | 49,0% | -9,3% | BT |
| BV | 129 | 112 | 17 | 0 | 59 | 2 | 14 | 53 | 34 | 12 | 4 | 2 | 0 | 1 | 0 | 0 | 0 | 47,3% | 44,5% | 2,8% | BV |
| BZ | 141 | 129 | 12 | 0 | 55 | 7 | 11 | 74 | 36 | 18 | 14 | 5 | 0 | 1 | 0 | 0 | 0 | 57,4% | 51,9% | 5,5% | BZ |
| CJ | 160 | 144 | 16 | 0 | 89 | 6 | 17 | 55 | 31 | 12 | 5 | 2 | 3 | 1 | 1 | 0 | 0 | 38,2% | 50,5% | -12,3% | CJ |
| CL | 145 | 123 | 22 | 0 | 56 | 4 | 10 | 67 | 35 | 22 | 9 | 0 | 1 | 0 | 0 | 0 | 0 | 54,5% | 37,5% | 17,0% | CL |
| CS | 164 | 148 | 16 | 2 | 86 | 5 | 15 | 60 | 36 | 11 | 8 | 3 | 2 | 0 | 0 | 0 | 0 | 40,5% | 52,6% | -12,0% | CS |
| CT | 161 | 145 | 16 | 0 | 74 | 5 | 20 | 71 | 37 | 18 | 8 | 2 | 4 | 1 | 1 | 0 | 0 | 49,0% | 50,3% | -1,3% | CT |
| CV | 83 | 75 | 8 | 0 | 48 | 2 | 5 | 27 | 7 | 6 | 8 | 5 | 1 | 0 | 0 | 0 | 0 | 36,0% | 40,0% | -4,0% | CV |
| DB | 302 | 262 | 40 | 0 | 162 | 14 | 28 | 100 | 60 | 28 | 9 | 2 | 1 | 0 | 0 | 0 | 0 | 38,2% | 38,0% | 0,2% | DB |
| DJ | 207 | 186 | 21 | 0 | 95 | 5 | 29 | 91 | 45 | 33 | 9 | 1 | 2 | 1 | 0 | 0 | 0 | 48,9% | 46,6% | 2,4% | DJ |
| GJ | 104 | 94 | 10 | 0 | 58 | 0 | 13 | 36 | 21 | 10 | 3 | 2 | 0 | 0 | 0 | 0 | 0 | 38,3% | 34,6% | 3,7% | GJ |
| GL | 156 | 134 | 22 | 1 | 69 | 4 | 14 | 64 | 35 | 19 | 6 | 3 | 1 | 0 | 0 | 0 | 0 | 47,8% | 58,1% | -10,3% | GL |
| GR | 214 | 188 | 26 | 0 | 137 | 8 | 27 | 51 | 32 | 12 | 4 | 1 | 2 | 0 | 0 | 0 | 0 | 27,1% | 42,1% | -15,0% | GR |
| HD | 143 | 127 | 16 | 0 | 76 | 4 | 18 | 51 | 33 | 12 | 3 | 2 | 0 | 0 | 1 | 0 | 0 | 40,2% | 40,9% | -0,7% | HD |
| HR | 146 | 134 | 12 | 0 | 87 | 3 | 6 | 47 | 20 | 15 | 9 | 1 | 2 | 0 | 0 | 0 | 0 | 35,1% | 46,2% | -11,1% | HR |
| IF | 201 | 169 | 32 | 0 | 118 | 7 | 22 | 51 | 36 | 10 | 4 | 0 | 0 | 0 | 0 | 1 | 0 | 30,2% | 33,3% | -3,2% | IF |
| IL | 128 | 111 | 17 | 0 | 68 | 4 | 17 | 43 | 25 | 14 | 4 | 0 | 0 | 0 | 0 | 0 | 0 | 38,7% | 42,9% | -4,1% | IL |
| IS | 98 | 91 | 7 | 0 | 45 | 3 | 11 | 46 | 23 | 10 | 7 | 2 | 3 | 0 | 1 | 0 | 0 | 50,5% | 38,5% | 12,0% | IS |
| MH | 121 | 84 | 37 | 0 | 55 | 2 | 7 | 29 | 18 | 9 | 1 | 0 | 0 | 0 | 1 | 0 | 0 | 34,5% | 43,6% | -9,1% | MH |
| MM | 310 | 265 | 45 | 0 | 156 | 3 | 29 | 109 | 51 | 28 | 22 | 6 | 2 | 0 | 0 | 0 | 0 | 41,1% | 33,5% | 7,6% | MM |
| MS | 252 | 229 | 23 | 1 | 147 | 5 | 29 | 81 | 47 | 14 | 12 | 4 | 3 | 1 | 0 | 0 | 0 | 35,4% | 45,5% | -10,1% | MS |
| NT | 93 | 79 | 14 | 0 | 36 | 5 | 9 | 43 | 15 | 15 | 10 | 1 | 1 | 1 | 0 | 0 | 0 | 54,4% | 42,7% | 11,8% | NT |
| OT | 190 | 171 | 19 | 0 | 113 | 9 | 22 | 58 | 32 | 17 | 6 | 1 | 1 | 0 | 1 | 0 | 0 | 33,9% | 51,4% | -17,5% | OT |
| PH | 208 | 192 | 16 | 0 | 118 | 6 | 19 | 74 | 31 | 24 | 13 | 4 | 1 | 1 | 0 | 0 | 0 | 38,5% | 49,7% | -11,1% | PH |
| SB | 94 | 80 | 14 | 0 | 43 | 3 | 13 | 37 | 20 | 13 | 3 | 0 | 1 | 0 | 0 | 0 | 0 | 46,3% | 61,1% | -14,8% | SB |
| SJ | 115 | 95 | 20 | 0 | 64 | 3 | 6 | 31 | 13 | 13 | 4 | 0 | 1 | 0 | 0 | 0 | 0 | 32,6% | 50,0% | -17,4% | SJ |
| SM | 91 | 84 | 7 | 0 | 51 | 2 | 8 | 33 | 16 | 5 | 7 | 3 | 1 | 1 | 0 | 0 | 0 | 39,3% | 47,6% | -8,3% | SM |
| SV | 206 | 174 | 32 | 0 | 103 | 10 | 26 | 71 | 42 | 17 | 7 | 5 | 0 | 0 | 0 | 0 | 0 | 40,8% | 46,1% | -5,3% | SV |
| TL | 71 | 61 | 10 | 0 | 37 | 2 | 7 | 24 | 17 | 5 | 0 | 0 | 1 | 0 | 1 | 0 | 0 | 39,3% | 54,3% | -15,0% | TL |
| TM | 224 | 196 | 28 | 0 | 115 | 10 | 17 | 81 | 51 | 16 | 6 | 6 | 2 | 0 | 0 | 0 | 0 | 41,3% | 42,1% | -0,8% | TM |
| TR | 261 | 223 | 38 | 0 | 136 | 6 | 34 | 87 | 55 | 19 | 9 | 4 | 0 | 0 | 0 | 0 | 0 | 39,0% | 45,4% | -6,4% | TR |
| VL | 119 | 102 | 17 | 0 | 61 | 9 | 14 | 41 | 19 | 13 | 7 | 2 | 0 | 0 | 0 | 0 | 0 | 40,2% | 42,0% | -1,8% | VL |
| VN | 112 | 91 | 21 | 0 | 57 | 6 | 20 | 34 | 22 | 7 | 4 | 1 | 0 | 0 | 0 | 0 | 0 | 37,4% | 43,8% | -6,4% | VN |
| VS | 182 | 157 | 25 | 0 | 90 | 2 | 23 | 67 | 42 | 16 | 3 | 4 | 0 | 1 | 1 | 0 | 0 | 42,7% | 53,7% | -11,0% | VS |
| TOTAL | 7.550 | 6.695 | 855 | 8 | 3.880 | 224 | 817 | 2.807 | 1.529 | 759 | 311 | 125 | 52 | 19 | 10 | 2 | 0 | 41,9% | 45,9% | -4,0% | TOTAL |



| Rezultate bacalaureat - SINTEZĂ SESIUNEA II (candidați din promoția curentă) Filiera Tehnologică 2023 | | | | | | | | | | | | | | | | | | | | | |
|---|-------------------|--------------------|----------------------|--------------------------------|--------------------------|------------------------------------|--------------------------------------|-------------------|---------------------------|-----------------------------|---------------------------|-----------------------------|---------------------------|-----------------------------|---------------------------|-----------------------------|-----------------------|------------------------|------------------------|-----------------------------|--------------|
| Județ | Candidați înscrși | Candidați prezenți | Candidați neprezenți | Candidați eliminați din examen | Candidați respinși total | Candidați respinși cu media 5-5.49 | Candidați respinși cu media 5,5-5.98 | Candidați reușiți | Candidați cu media 6-6,49 | Candidați cu media 6,5-6,99 | Candidați cu media 7-7,49 | Candidați cu media 7,5-7,99 | Candidați cu media 8-8,49 | Candidați cu media 8,5-8,99 | Candidați cu media 9-9,49 | Candidați cu media 9,5-9,99 | Candidați cu media 10 | Rată de promovare 2023 | Rată de promovare 2022 | Variație procente 2023-2022 | Județ |
| AB | 145 | 127 | 18 | 2 | 93 | 4 | 22 | 32 | 20 | 7 | 2 | 2 | 1 | 0 | 0 | 0 | 0 | 25,2% | 30,1% | -4,9% | AB |
| AG | 301 | 252 | 49 | 0 | 164 | 6 | 19 | 88 | 46 | 27 | 9 | 5 | 1 | 0 | 0 | 0 | 0 | 34,9% | 31,4% | 3,5% | AG |
| AR | 262 | 217 | 45 | 0 | 169 | 12 | 19 | 48 | 37 | 9 | 0 | 2 | 0 | 0 | 0 | 0 | 0 | 22,1% | 31,3% | -9,1% | AR |
| B | 1.395 | 1.206 | 189 | 0 | 895 | 33 | 102 | 311 | 193 | 73 | 25 | 10 | 8 | 0 | 2 | 0 | 0 | 25,8% | 27,0% | -1,2% | B |
| BC | 309 | 269 | 40 | 0 | 201 | 7 | 28 | 68 | 42 | 20 | 6 | 0 | 0 | 0 | 0 | 0 | 0 | 25,3% | 31,9% | -6,6% | BC |
| BH | 335 | 293 | 42 | 0 | 216 | 10 | 29 | 77 | 54 | 19 | 4 | 0 | 0 | 0 | 0 | 0 | 0 | 26,3% | 32,7% | -6,4% | BH |
| BN | 158 | 128 | 30 | 0 | 97 | 4 | 15 | 31 | 24 | 4 | 2 | 1 | 0 | 0 | 0 | 0 | 0 | 24,2% | 28,8% | -4,6% | BN |
| BR | 151 | 135 | 16 | 0 | 97 | 4 | 15 | 38 | 21 | 15 | 1 | 1 | 0 | 0 | 0 | 0 | 0 | 28,1% | 30,1% | -1,9% | BR |
| BT | 190 | 160 | 30 | 0 | 109 | 3 | 21 | 51 | 34 | 14 | 2 | 0 | 1 | 0 | 0 | 0 | 0 | 31,9% | 35,7% | -3,8% | BT |
| BV | 327 | 296 | 31 | 1 | 205 | 10 | 28 | 90 | 54 | 22 | 10 | 2 | 1 | 1 | 0 | 0 | 0 | 30,4% | 40,0% | -9,6% | BV |
| BZ | 292 | 236 | 56 | 0 | 186 | 3 | 26 | 50 | 30 | 15 | 4 | 1 | 0 | 0 | 0 | 0 | 0 | 21,2% | 24,8% | -3,6% | BZ |
| CJ | 303 | 260 | 43 | 0 | 181 | 9 | 28 | 79 | 51 | 19 | 7 | 1 | 1 | 0 | 0 | 0 | 0 | 30,4% | 34,7% | -4,3% | CJ |
| CL | 145 | 121 | 24 | 0 | 84 | 4 | 16 | 37 | 20 | 14 | 3 | 0 | 0 | 0 | 0 | 0 | 0 | 30,6% | 19,0% | 11,6% | CL |
| CS | 146 | 115 | 31 | 5 | 72 | 3 | 10 | 38 | 21 | 11 | 2 | 2 | 2 | 0 | 0 | 0 | 0 | 33,0% | 33,3% | -0,3% | CS |
| CT | 481 | 393 | 88 | 2 | 255 | 21 | 51 | 136 | 92 | 24 | 15 | 4 | 1 | 0 | 0 | 0 | 0 | 34,6% | 34,4% | 0,2% | CT |
| CV | 163 | 132 | 31 | 0 | 118 | 1 | 6 | 14 | 12 | 2 | 0 | 0 | 0 | 0 | 0 | 0 | 0 | 10,6% | 23,9% | -13,3% | CV |
| DB | 172 | 142 | 30 | 0 | 113 | 7 | 30 | 29 | 18 | 9 | 1 | 1 | 0 | 0 | 0 | 0 | 0 | 20,4% | 30,1% | -9,7% | DB |
| DJ | 299 | 248 | 51 | 0 | 168 | 9 | 31 | 80 | 55 | 21 | 3 | 1 | 0 | 0 | 0 | 0 | 0 | 32,3% | 31,5% | 0,8% | DJ |
| GJ | 299 | 245 | 54 | 0 | 186 | 7 | 18 | 59 | 36 | 19 | 2 | 2 | 0 | 0 | 0 | 0 | 0 | 24,1% | 22,4% | 1,7% | GJ |
| GL | 377 | 318 | 59 | 0 | 225 | 11 | 29 | 93 | 56 | 21 | 10 | 6 | 0 | 0 | 0 | 0 | 0 | 29,2% | 31,5% | -2,3% | GL |
| GR | 132 | 97 | 35 | 0 | 72 | 2 | 7 | 25 | 16 | 9 | 0 | 0 | 0 | 0 | 0 | 0 | 0 | 25,8% | 33,3% | -7,6% | GR |
| HD | 196 | 162 | 34 | 0 | 122 | 6 | 23 | 40 | 24 | 11 | 3 | 1 | 0 | 1 | 0 | 0 | 0 | 24,7% | 32,7% | -8,0% | HD |
| HR | 310 | 272 | 38 | 0 | 226 | 2 | 4 | 46 | 18 | 14 | 6 | 7 | 1 | 0 | 0 | 0 | 0 | 16,9% | 28,9% | -12,0% | HR |
| IF | 128 | 104 | 24 | 0 | 79 | 5 | 15 | 25 | 16 | 7 | 1 | 0 | 1 | 0 | 0 | 0 | 0 | 24,0% | 18,2% | 5,9% | IF |
| IL | 130 | 108 | 22 | 0 | 80 | 2 | 11 | 28 | 18 | 5 | 5 | 0 | 0 | 0 | 0 | 0 | 0 | 25,9% | 30,4% | -4,5% | IL |
| IS | 588 | 514 | 74 | 2 | 353 | 22 | 55 | 159 | 97 | 42 | 15 | 5 | 0 | 0 | 0 | 0 | 0 | 30,9% | 32,1% | -1,2% | IS |
| MH | 199 | 140 | 59 | 0 | 107 | 4 | 6 | 33 | 21 | 8 | 3 | 1 | 0 | 0 | 0 | 0 | 0 | 23,6% | 38,6% | -15,1% | MH |
| MM | 290 | 232 | 58 | 0 | 170 | 6 | 28 | 62 | 39 | 13 | 7 | 2 | 1 | 0 | 0 | 0 | 0 | 26,7% | 27,4% | -0,7% | MM |
| MS | 447 | 377 | 70 | 0 | 296 | 8 | 37 | 81 | 51 | 18 | 6 | 6 | 0 | 0 | 0 | 0 | 0 | 21,5% | 26,1% | -4,6% | MS |
| NT | 263 | 234 | 29 | 0 | 138 | 8 | 28 | 96 | 62 | 25 | 4 | 5 | 0 | 0 | 0 | 0 | 0 | 41,0% | 29,7% | 11,3% | NT |
| OT | 171 | 128 | 43 | 1 | 92 | 3 | 17 | 35 | 22 | 10 | 3 | 0 | 0 | 0 | 0 | 0 | 0 | 27,3% | 37,6% | -10,3% | OT |
| PH | 597 | 508 | 89 | 0 | 344 | 18 | 59 | 164 | 96 | 44 | 18 | 4 | 2 | 0 | 0 | 0 | 0 | 32,3% | 31,0% | 1,3% | PH |
| SB | 312 | 259 | 53 | 0 | 177 | 11 | 25 | 82 | 60 | 15 | 5 | 1 | 0 | 1 | 0 | 0 | 0 | 31,7% | 33,0% | -1,4% | SB |
| SJ | 117 | 100 | 17 | 0 | 69 | 4 | 10 | 31 | 24 | 5 | 1 | 1 | 0 | 0 | 0 | 0 | 0 | 31,0% | 32,4% | -1,4% | SJ |
| SM | 188 | 167 | 21 | 0 | 130 | 6 | 28 | 37 | 28 | 5 | 4 | 0 | 0 | 0 | 0 | 0 | 0 | 22,2% | 25,4% | -3,3% | SM |
| SV | 463 | 393 | 70 | 0 | 276 | 15 | 54 | 117 | 85 | 24 | 5 | 1 | 1 | 0 | 1 | 0 | 0 | 29,8% | 29,9% | -0,2% | SV |
| TL | 140 | 123 | 17 | 0 | 91 | 2 | 12 | 32 | 23 | 5 | 3 | 0 | 1 | 0 | 0 | 0 | 0 | 26,0% | 32,5% | -6,5% | TL |
| TM | 308 | 256 | 52 | 0 | 188 | 13 | 42 | 68 | 44 | 15 | 7 | 2 | 0 | 0 | 0 | 0 | 0 | 26,6% | 30,6% | -4,1% | TM |
| TR | 89 | 75 | 14 | 0 | 51 | 1 | 11 | 24 | 14 | 6 | 3 | 1 | 0 | 0 | 0 | 0 | 0 | 32,0% | 40,3% | -8,3% | TR |
| VL | 226 | 197 | 29 | 0 | 138 | 12 | 13 | 59 | 35 | 17 | 5 | 1 | 1 | 0 | 0 | 0 | 0 | 29,9% | 33,7% | -3,8% | VL |
| VN | 189 | 152 | 37 | 0 | 118 | 6 | 14 | 34 | 21 | 9 | 4 | 0 | 0 | 0 | 0 | 0 | 0 | 22,4% | 25,3% | -2,9% | VN |
| VS | 249 | 204 | 45 | 0 | 163 | 11 | 29 | 41 | 29 | 10 | 2 | 0 | 0 | 0 | 0 | 0 | 0 | 20,1% | 34,2% | -14,1% | VS |
| TOTAL | 11.982 | 10.095 | 1.887 | 13 | 7.314 | 335 | 1.071 | 2.768 | 1.759 | 682 | 218 | 79 | 24 | 3 | 3 | 0 | 0 | 27,4% | 30,6% | -3,2% | TOTAL |

| Rezultate bacalaureat - SINTEZĂ SESIUNEA II (candidați din promoția curentă) Filiera Vocațională 2023 | | | | | | | | | | | | | | | | | | | | | |
|---|-------------------|--------------------|----------------------|--------------------------------|--------------------------|------------------------------------|--------------------------------------|-------------------|---------------------------|-----------------------------|---------------------------|-----------------------------|---------------------------|-----------------------------|---------------------------|-----------------------------|-----------------------|------------------------|------------------------|-----------------------------|--------------|
| Județ | Candidați înscrși | Candidați prezenți | Candidați neprezenți | Candidați eliminați din examen | Candidați respinși total | Candidați respinși cu media 5-5.49 | Candidați respinși cu media 5,5-5.98 | Candidați reușiți | Candidați cu media 6-6,49 | Candidați cu media 6,5-6,99 | Candidați cu media 7-7,49 | Candidați cu media 7,5-7,99 | Candidați cu media 8-8,49 | Candidați cu media 8,5-8,99 | Candidați cu media 9-9,49 | Candidați cu media 9,5-9,99 | Candidați cu media 10 | Rată de promovare 2023 | Rată de promovare 2022 | Variație procente 2023-2022 | Județ |
| AB | 49 | 43 | 6 | 0 | 23 | 0 | 5 | 20 | 11 | 5 | 3 | 0 | 1 | 0 | 0 | 0 | 0 | 46,5% | 28,0% | 18,5% | AB |
| AG | 113 | 103 | 10 | 0 | 57 | 6 | 12 | 46 | 21 | 15 | 8 | 1 | 1 | 0 | 0 | 0 | 0 | 44,7% | 30,5% | 14,2% | AG |
| AR | 51 | 44 | 7 | 0 | 22 | 4 | 1 | 22 | 16 | 4 | 1 | 0 | 1 | 0 | 0 | 0 | 0 | 50,0% | 51,9% | -1,9% | AR |
| B | 383 | 342 | 41 | 0 | 196 | 19 | 44 | 146 | 100 | 25 | 16 | 4 | 1 | 0 | 0 | 0 | 0 | 42,7% | 42,0% | 0,7% | B |
| BC | 78 | 68 | 10 | 0 | 43 | 4 | 11 | 25 | 17 | 5 | 2 | 1 | 0 | 0 | 0 | 0 | 0 | 36,8% | 34,0% | 2,8% | BC |
| BH | 86 | 82 | 4 | 1 | 45 | 2 | 8 | 36 | 21 | 8 | 3 | 2 | 1 | 0 | 1 | 0 | 0 | 43,9% | 30,4% | 13,5% | BH |
| BN | 53 | 44 | 9 | 0 | 36 | 2 | 9 | 8 | 6 | 2 | 0 | 0 | 0 | 0 | 0 | 0 | 0 | 18,2% | 48,1% | -30,0% | BN |
| BR | 48 | 40 | 8 | 0 | 18 | 1 | 9 | 22 | 12 | 7 | 2 | 0 | 1 | 0 | 0 | 0 | 0 | 55,0% | 49,0% | 6,0% | BR |
| BT | 69 | 64 | 5 | 0 | 41 | 7 | 5 | 23 | 15 | 7 | 1 | 0 | 0 | 0 | 0 | 0 | 0 | 35,9% | 46,9% | -10,9% | BT |
| BV | 41 | 38 | 3 | 0 | 21 | 2 | 8 | 17 | 6 | 7 | 0 | 2 | 2 | 0 | 0 | 0 | 0 | 44,7% | 35,7% | 9,0% | BV |
| BZ | 107 | 95 | 12 | 0 | 64 | 3 | 12 | 31 | 17 | 8 | 3 | 2 | 1 | 0 | 0 | 0 | 0 | 32,6% | 41,3% | -8,7% | BZ |
| CJ | 115 | 106 | 9 | 0 | 58 | 7 | 19 | 48 | 31 | 11 | 3 | 2 | 1 | 0 | 0 | 0 | 0 | 45,3% | 43,8% | 1,5% | CJ |
| CL | 25 | 23 | 2 | 0 | 11 | 1 | 2 | 12 | 7 | 3 | 2 | 0 | 0 | 0 | 0 | 0 | 0 | 52,2% | 33,3% | 18,8% | CL |
| CS | 34 | 28 | 6 | 0 | 16 | 2 | 2 | 12 | 8 | 3 | 0 | 1 | 0 | 0 | 0 | 0 | 0 | 42,9% | 28,6% | 14,3% | CS |
| CT | 115 | 105 | 10 | 0 | 59 | 5 | 7 | 46 | 22 | 15 | 6 | 3 | 0 | 0 | 0 | 0 | 0 | 43,8% | 45,7% | -1,8% | CT |
| CV | 67 | 62 | 5 | 0 | 50 | 0 | 3 | 12 | 3 | 5 | 3 | 1 | 0 | 0 | 0 | 0 | 0 | 19,4% | 46,7% | -27,3% | CV |
| DB | 83 | 73 | 10 | 0 | 53 | 5 | 11 | 20 | 16 | 4 | 0 | 0 | 0 | 0 | 0 | 0 | 0 | 27,4% | 27,3% | 0,1% | DB |
| DJ | 87 | 71 | 16 | 0 | 38 | 4 | 6 | 33 | 25 | 8 | 0 | 0 | 0 | 0 | 0 | 0 | 0 | 46,5% | 53,7% | -7,3% | DJ |
| GJ | 78 | 69 | 9 | 0 | 41 | 2 | 12 | 28 | 16 | 12 | 0 | 0 | 0 | 0 | 0 | 0 | 0 | 40,6% | 43,4% | -2,8% | GJ |
| GL | 43 | 37 | 6 | 0 | 22 | 1 | 8 | 15 | 11 | 4 | 0 | 0 | 0 | 0 | 0 | 0 | 0 | 40,5% | 28,0% | 12,5% | GL |
| GR | 4 | 4 | 0 | 0 | 1 | 0 | 0 | 3 | 1 | 2 | 0 | 0 | 0 | 0 | 0 | 0 | 0 | 75,0% | 66,7% | 8,3% | GR |
| HD | 26 | 24 | 2 | 0 | 13 | 1 | 6 | 11 | 7 | 4 | 0 | 0 | 0 | 0 | 0 | 0 | 0 | 45,8% | 40,7% | 5,1% | HD |
| HR | 103 | 91 | 12 | 0 | 72 | 0 | 3 | 19 | 12 | 2 | 2 | 2 | 1 | 0 | 0 | 0 | 0 | 20,9% | 34,6% | -13,7% | HR |
| IF | 62 | 52 | 10 | 0 | 35 | 2 | 7 | 17 | 11 | 5 | 1 | 0 | 0 | 0 | 0 | 0 | 0 | 32,7% | 30,8% | 1,9% | IF |
| IL | 31 | 29 | 2 | 0 | 10 | 0 | 4 | 19 | 15 | 3 | 0 | 1 | 0 | 0 | 0 | 0 | 0 | 65,5% | 30,0% | 35,5% | IL |
| IS | 79 | 70 | 9 | 0 | 43 | 3 | 11 | 27 | 17 | 8 | 2 | 0 | 0 | 0 | 0 | 0 | 0 | 38,6% | 46,4% | -7,9% | IS |
| MH | 46 | 40 | 6 | 0 | 31 | 1 | 8 | 9 | 6 | 3 | 0 | 0 | 0 | 0 | 0 | 0 | 0 | 22,5% | 62,5% | -40,0% | MH |
| MM | 97 | 92 | 5 | 1 | 54 | 1 | 10 | 37 | 24 | 10 | 3 | 0 | 0 | 0 | 0 | 0 | 0 | 40,2% | 39,7% | 0,6% | MM |
| MS | 124 | 111 | 13 | 0 | 72 | 1 | 2 | 39 | 18 | 13 | 6 | 1 | 1 | 0 | 0 | 0 | 0 | 35,1% | 40,8% | -5,6% | MS |
| NT | 118 | 107 | 11 | 0 | 59 | 4 | 12 | 48 | 30 | 14 | 2 | 1 | 0 | 1 | 0 | 0 | 0 | 44,9% | 30,9% | 14,0% | NT |
| OT | 33 | 31 | 2 | 0 | 17 | 2 | 3 | 14 | 9 | 5 | 0 | 0 | 0 | 0 | 0 | 0 | 0 | 45,2% | 87,0% | -41,8% | OT |
| PH | 36 | 30 | 6 | 0 | 15 | 3 | 7 | 15 | 13 | 1 | 1 | 0 | 0 | 0 | 0 | 0 | 0 | 50,0% | 63,2% | -13,2% | PH |
| SB | 39 | 37 | 2 | 0 | 15 | 0 | 4 | 22 | 9 | 11 | 2 | 0 | 0 | 0 | 0 | 0 | 0 | 59,5% | 50,0% | 9,5% | SB |
| SJ | 47 | 43 | 4 | 0 | 29 | 0 | 6 | 14 | 6 | 5 | 2 | 0 | 1 | 0 | 0 | 0 | 0 | 32,6% | 25,6% | 6,9% | SJ |
| SM | 88 | 84 | 4 | 0 | 61 | 3 | 4 | 23 | 17 | 4 | 2 | 0 | 0 | 0 | 0 | 0 | 0 | 27,4% | 38,8% | -11,4% | SM |
| SV | 86 | 77 | 9 | 0 | 47 | 5 | 7 | 30 | 17 | 11 | 0 | 2 | 0 | 0 | 0 | 0 | 0 | 39,0% | 39,5% | -0,6% | SV |
| TL | 61 | 56 | 5 | 1 | 35 | 1 | 8 | 20 | 15 | 3 | 1 | 0 | 1 | 0 | 0 | 0 | 0 | 35,7% | 38,7% | -3,0% | TL |
| TM | 96 | 90 | 6 | 0 | 57 | 5 | 18 | 33 | 20 | 9 | 3 | 1 | 0 | 0 | 0 | 0 | 0 | 36,7% | 37,4% | -0,7% | TM |
| TR | 35 | 30 | 5 | 0 | 16 | 0 | 2 | 14 | 7 | 5 | 2 | 0 | 0 | 0 | 0 | 0 | 0 | 46,7% | 30,8% | 15,9% | TR |
| VL | 35 | 30 | 5 | 0 | 18 | 2 | 7 | 12 | 7 | 3 | 2 | 0 | 0 | 0 | 0 | 0 | 0 | 40,0% | 50,0% | -10,0% | VL |
| VN | 35 | 28 | 7 | 0 | 19 | 0 | 4 | 9 | 2 | 5 | 2 | 0 | 0 | 0 | 0 | 0 | 0 | 32,1% | 25,0% | 7,1% | VN |
| VS | 75 | 66 | 9 | 0 | 42 | 6 | 8 | 24 | 18 | 5 | 0 | 1 | 0 | 0 | 0 | 0 | 0 | 36,4% | 49,0% | -12,6% | VS |
| TOTAL | 3.081 | 2.759 | 322 | 3 | 1.675 | 117 | 335 | 1.081 | 662 | 289 | 86 | 28 | 14 | 1 | 1 | 0 | 0 | 39,2% | 40,5% | -1,3% | TOTAL |

| Rezultate bacalaureat - SINTEZĂ AN - Medii și rată de promovare | | | | | | | | | | | | | | | | | | |
|---|-------------------|--------------------|----------------------|--------------------------------|--------------------------|------------------------------------|--------------------------------------|-------------------|---------------------------|-----------------------------|---------------------------|-----------------------------|---------------------------|-----------------------------|---------------------------|-----------------------------|-----------------------|-------------------|
| An | Candidați înscrși | Candidați prezenți | Candidați neprezenți | Candidați eliminați din examen | Candidați respinși total | Candidați respinși cu media 5-5,49 | Candidați respinși cu media 5,5-5,98 | Candidați reușiți | Candidați cu media 6-6,49 | Candidați cu media 6,5-6,99 | Candidați cu media 7-7,49 | Candidați cu media 7,5-7,99 | Candidați cu media 8-8,49 | Candidați cu media 8,5-8,99 | Candidați cu media 9-9,49 | Candidați cu media 9,5-9,99 | Candidați cu media 10 | Rată de promovare |
| Rezultate bacalaureat - PRIMA SESIUNE - SINTEZĂ AN - Medii și rată de promovare | | | | | | | | | | | | | | | | | | |
| 2004 | 173.787 | 169.194 | 4.571 | 71 | 25.996 | 66 | 1.200 | 143.127 | 6.084 | 12.869 | 18.725 | 22.544 | 24.383 | 24.587 | 22.881 | 10.962 | 92 | 84,59% |
| 2005 | 179.876 | 176.478 | 3.358 | 101 | 26.939 | 76 | 1.073 | 149.438 | 5.650 | 12.176 | 18.642 | 23.313 | 25.427 | 26.274 | 25.199 | 12.683 | 74 | 84,68% |
| 2006 | 191.369 | 187.295 | 4.051 | 102 | 36.466 | 88 | 1.366 | 150.727 | 6.557 | 13.199 | 20.293 | 23.706 | 25.206 | 24.901 | 23.343 | 13.445 | 77 | 80,48% |
| 2007 | 198.965 | 194.590 | 4.308 | 201 | 34.665 | 81 | 1.407 | 159.724 | 6.619 | 12.713 | 19.195 | 23.951 | 26.720 | 27.869 | 27.981 | 14.625 | 51 | 82,08% |
| 2008 | 225.877 | 220.760 | 5.116 | 268 | 47.644 | 72 | 1.078 | 172.848 | 5.418 | 11.010 | 18.657 | 25.281 | 30.186 | 32.677 | 32.446 | 17.082 | 91 | 78,30% |
| 2009 | 213.389 | 208.455 | 4.934 | 319 | 38.315 | 63 | 1.024 | 169.821 | 5.263 | 11.346 | 19.774 | 25.719 | 28.556 | 30.326 | 30.541 | 18.171 | 125 | 81,47% |
| 2010 | 210.089 | 202.558 | 7.531 | 244 | 61.947 | 3.543 | 11.775 | 140.367 | 18.862 | 19.844 | 21.212 | 21.012 | 20.034 | 18.197 | 14.533 | 6.535 | 138 | 69,30% |
| 2011 | 212.763 | 204.103 | 8.660 | 895 | 109.877 | 4.134 | 12.555 | 93.331 | 15.561 | 14.512 | 14.636 | 13.720 | 12.819 | 10.923 | 8.018 | 3.075 | 67 | 45,73% |
| 2012 | 200.187 | 186.992 | 13.195 | 373 | 103.570 | 3.154 | 10.472 | 83.049 | 13.717 | 12.442 | 12.226 | 11.630 | 11.169 | 10.027 | 8.245 | 3.526 | 67 | 44,41% |
| 2013 | 188.842 | 175.513 | 13.329 | 320 | 76.133 | 3.698 | 12.442 | 99.060 | 15.928 | 14.208 | 13.777 | 13.246 | 13.145 | 12.366 | 10.867 | 5.397 | 126 | 56,44% |
| 2014 | 161.682 | 151.314 | 10.368 | 275 | 59.268 | 3.174 | 7.726 | 91.771 | 13.136 | 12.250 | 12.602 | 12.574 | 12.996 | 12.352 | 10.635 | 5.118 | 108 | 60,65% |
| 2015 | 168.939 | 159.717 | 9.222 | 519 | 50.848 | 2.856 | 7.126 | 108.350 | 13.094 | 12.968 | 13.926 | 14.822 | 15.514 | 16.010 | 14.895 | 7.040 | 81 | 67,84% |
| 2016 | 137.338 | 129.395 | 7.943 | 191 | 41.037 | 2.270 | 6.155 | 88.167 | 10.488 | 10.464 | 10.909 | 11.638 | 12.531 | 12.794 | 12.735 | 6.530 | 78 | 68,14% |
| 2017 | 135.513 | 128.510 | 7.003 | 177 | 34.691 | 1.759 | 4.996 | 93.642 | 10.023 | 9.681 | 10.915 | 12.281 | 13.888 | 14.521 | 14.449 | 7.758 | 126 | 72,87% |
| 2018 | 136.864 | 123.620 | 13.244 | 117 | 37.340 | 1.753 | 4.536 | 86.163 | 9.139 | 9.533 | 10.767 | 11.521 | 12.782 | 12.816 | 12.875 | 6.598 | 132 | 69,70% |
| 2019 | 136.091 | 129.168 | 6.923 | 84 | 39.868 | 2.189 | 5.262 | 89.216 | 10.577 | 9.583 | 10.638 | 10.980 | 12.381 | 13.189 | 13.695 | 7.949 | 224 | 69,07% |
| 2020 | 155.650 | 147.929 | 7.721 | 267 | 52.192 | 2.326 | 5.674 | 95.470 | 10.883 | 9.536 | 9.899 | 11.054 | 13.269 | 14.657 | 16.051 | 9.814 | 307 | 64,54% |
| 2021 | 133.664 | 127.001 | 6.663 | 146 | 38.264 | 1.731 | 4.968 | 88.591 | 9.941 | 9.497 | 10.297 | 11.022 | 12.492 | 13.702 | 14.285 | 7.209 | 146 | 69,76% |
| 2022 | 126.453 | 121.473 | 4.980 | 105 | 30.036 | 1.684 | 4.719 | 91.332 | 9.764 | 9.495 | 10.382 | 10.792 | 12.408 | 13.704 | 15.358 | 9.207 | 222 | 75,19% |
| 2023 | 130.522 | 125.352 | 5.170 | 70 | 31.278 | 2.004 | 5.446 | 94.004 | 10.929 | 10.363 | 11.216 | 12.099 | 14.059 | 14.840 | 14.554 | 5.868 | 76 | 74,99% |
| TOTAL | 3.417.860 | 3.269.417 | 148.290 | 4.845 | 976.374 | 36.721 | 111.000 | 2.288.198 | 207.633 | 237.689 | 288.688 | 322.905 | 349.965 | 356.732 | 343.586 | 178.592 | 2.408 | 69,99% |
| Rezultate bacalaureat - A DOUA SESIUNE - SINTEZĂ AN - Medii și rată de promovare | | | | | | | | | | | | | | | | | | |
| 2004 | 33.724 | 30.678 | 2.640 | 13 | 8.686 | 82 | 1.252 | 21.979 | 5.466 | 6.453 | 5.194 | 3.003 | 1.375 | 409 | 70 | 9 | 0 | 71,64% |
| 2005 | 35.840 | 33.536 | 2.285 | 27 | 11.784 | 90 | 1.378 | 21.725 | 5.720 | 6.330 | 5.030 | 3.034 | 1.187 | 343 | 70 | 11 | 0 | 64,78% |
| 2006 | 45.639 | 42.487 | 3.151 | 38 | 19.099 | 105 | 1.529 | 23.350 | 5.881 | 6.619 | 5.623 | 3.298 | 1.407 | 411 | 103 | 8 | 0 | 54,96% |
| 2007 | 45.119 | 41.855 | 3.263 | 80 | 13.376 | 88 | 1.418 | 28.399 | 6.726 | 7.701 | 7.040 | 4.311 | 1.898 | 597 | 113 | 13 | 0 | 67,85% |
| 2008 | 59.120 | 54.355 | 4.765 | 229 | 22.091 | 71 | 1.191 | 32.035 | 5.716 | 7.783 | 8.223 | 6.005 | 3.016 | 1.052 | 225 | 15 | 0 | 58,94% |
| 2009 | 51.606 | 48.263 | 3.343 | 149 | 13.052 | 73 | 1.106 | 35.062 | 6.124 | 8.429 | 9.194 | 6.639 | 3.326 | 1.110 | 222 | 18 | 0 | 72,65% |
| 2010 | 73.334 | 66.365 | 6.969 | 148 | 43.039 | 3.011 | 9.932 | 23.178 | 12.490 | 6.343 | 2.822 | 1.035 | 374 | 95 | 18 | 1 | 0 | 34,93% |
| 2011 | 110.708 | 91.090 | 19.618 | 410 | 72.079 | 2.452 | 8.377 | 18.601 | 10.463 | 4.848 | 2.143 | 784 | 291 | 62 | 8 | 2 | 0 | 20,42% |
| 2012 | 99.442 | 85.147 | 14.295 | 239 | 63.205 | 2.587 | 9.160 | 21.703 | 12.083 | 5.800 | 2.459 | 952 | 304 | 75 | 24 | 6 | 0 | 25,49% |
| 2013 | 88.090 | 72.476 | 15.614 | 317 | 56.567 | 3.514 | 10.981 | 15.592 | 9.743 | 3.668 | 1.416 | 537 | 165 | 42 | 16 | 5 | 0 | 21,51% |
| 2014 | 63.391 | 52.400 | 10.991 | 248 | 39.694 | 2.846 | 6.281 | 12.458 | 7.751 | 3.061 | 1.089 | 370 | 125 | 50 | 8 | 4 | 0 | 23,77% |
| 2015 | 55.126 | 44.770 | 10.356 | 154 | 33.122 | 2.070 | 5.432 | 11.494 | 6.727 | 2.996 | 1.127 | 435 | 146 | 50 | 11 | 2 | 0 | 25,67% |
| 2016 | 42.297 | 34.579 | 7.718 | 92 | 25.589 | 1.827 | 4.643 | 8.898 | 5.074 | 2.423 | 902 | 323 | 121 | 39 | 13 | 3 | 0 | 25,73% |
| 2017 | 39.451 | 29.856 | 9.595 | 110 | 21.282 | 1.515 | 4.093 | 8.464 | 5.111 | 2.115 | 814 | 258 | 105 | 43 | 15 | 3 | 0 | 28,35% |
| 2018 | 45.120 | 35.645 | 9.475 | 119 | 24.936 | 1.809 | 4.767 | 10.590 | 6.186 | 2.736 | 1.118 | 350 | 151 | 38 | 6 | 5 | 0 | 29,71% |
| 2019 | 43.528 | 34.804 | 8.724 | 70 | 23.126 | 1.872 | 4.738 | 11.608 | 6.801 | 3.037 | 1.136 | 431 | 148 | 33 | 20 | 2 | 0 | 33,35% |
| 2020 | 42.747 | 34.463 | 8.284 | 171 | 22.550 | 1.438 | 3.928 | 11.742 | 6.325 | 3.204 | 1.374 | 561 | 204 | 55 | 18 | 0 | 1 | 34,07% |
| 2021 | 38.949 | 32.043 | 6.906 | 77 | 21.435 | 1.454 | 3.991 | 10.531 | 5.685 | 2.855 | 1.169 | 518 | 206 | 73 | 20 | 5 | 0 | 32,87% |
| 2022 | 34.823 | 28.503 | 6.320 | 112 | 18.299 | 1.680 | 4.386 | 10.092 | 5.946 | 2.559 | 955 | 389 | 155 | 61 | 19 | 8 | 0 | 35,41% |
| 2023 | 33.974 | 28.561 | 5.413 | 67 | 19.210 | 1.207 | 3.895 | 9.284 | 5.714 | 2.301 | 808 | 305 | 105 | 33 | 16 | 2 | 0 | 32,51% |
| TOTAL | 1.082.028 | 921.876 | 159.725 | 2.870 | 572.221 | 29.791 | 92.478 | 346.785 | 141.732 | 91.261 | 59.636 | 33.538 | 14.809 | 4.671 | 1.015 | 122 | 1 | 37,62% |

| Rezultate bacalaureat - SINTEZĂ AN - Medii și rată de rată de promovare (promoții curente) | | | | | | | | | | | | | | | | | | |
|--|--------------------|--------------------|----------------------|--------------------------------|--------------------------|------------------------------------|--------------------------------------|-------------------|---------------------------|-----------------------------|---------------------------|-----------------------------|---------------------------|-----------------------------|---------------------------|-----------------------------|-----------------------|-------------------|
| An | Candidați înscriși | Candidați prezenți | Candidați neprezenți | Candidați eliminați din examen | Candidați respinși total | Candidați respinși cu media 5-5,49 | Candidați respinși cu media 5,5-5,98 | Candidați reușiți | Candidați cu media 6-6,49 | Candidați cu media 6,5-6,99 | Candidați cu media 7-7,49 | Candidați cu media 7,5-7,99 | Candidați cu media 8-8,49 | Candidați cu media 8,5-8,99 | Candidați cu media 9-9,49 | Candidați cu media 9,5-9,99 | Candidați cu media 10 | Rată de promovare |
| Rezultate bacalaureat - PRIMA SESIUNE - SINTEZĂ AN - Medii și rată de promovare (promoții curente) | | | | | | | | | | | | | | | | | | |
| 2004 | 164.380 | 160.922 | 3.439 | 62 | 22.595 | 19 | 627 | 138.265 | 4.467 | 11.215 | 17.777 | 22.089 | 24.238 | 24.558 | 22.869 | 10.960 | 92 | 85,92% |
| 2005 | 170.572 | 168.232 | 2.324 | 96 | 23.513 | 47 | 654 | 144.623 | 4.138 | 10.728 | 17.671 | 22.724 | 25.203 | 26.218 | 25.187 | 12.680 | 74 | 85,97% |
| 2006 | 178.635 | 175.968 | 2.648 | 86 | 30.771 | 43 | 768 | 145.111 | 4.495 | 11.570 | 19.130 | 23.178 | 25.017 | 24.865 | 23.336 | 13.443 | 77 | 82,46% |
| 2007 | 180.071 | 177.496 | 2.568 | 185 | 27.138 | 39 | 569 | 150.173 | 3.558 | 9.911 | 17.179 | 22.935 | 26.265 | 27.720 | 27.934 | 14.620 | 51 | 84,61% |
| 2008 | 209.493 | 206.015 | 3.478 | 239 | 39.538 | 25 | 460 | 166.238 | 3.158 | 9.263 | 17.328 | 24.500 | 29.844 | 32.560 | 32.416 | 17.078 | 91 | 80,69% |
| 2009 | 192.438 | 189.179 | 3.259 | 268 | 30.119 | 23 | 286 | 158.792 | 2.405 | 8.335 | 17.116 | 24.198 | 27.853 | 30.095 | 30.499 | 18.168 | 123 | 83,94% |
| 2010 | 195.435 | 190.873 | 4.562 | 209 | 53.573 | 2.759 | 9.907 | 137.091 | 17.379 | 18.970 | 20.729 | 20.755 | 19.934 | 18.164 | 14.512 | 6.510 | 138 | 71,82% |
| 2011 | 182.778 | 176.708 | 6.070 | 768 | 86.911 | 2.909 | 8.877 | 89.029 | 12.915 | 13.446 | 14.232 | 13.569 | 12.793 | 10.915 | 8.017 | 3.075 | 67 | 50,38% |
| 2012 | 155.266 | 146.559 | 8.707 | 239 | 70.807 | 1.659 | 5.563 | 75.513 | 9.206 | 10.427 | 11.510 | 11.423 | 11.098 | 10.018 | 8.239 | 3.525 | 67 | 51,52% |
| 2013 | 148.330 | 138.161 | 10.169 | 192 | 50.769 | 1.978 | 6.477 | 87.200 | 9.690 | 10.891 | 12.264 | 12.675 | 12.982 | 12.320 | 10.856 | 5.396 | 126 | 63,11% |
| 2014 | 129.759 | 122.557 | 7.202 | 164 | 37.771 | 1.505 | 3.642 | 84.622 | 8.675 | 10.398 | 12.025 | 12.413 | 12.949 | 12.332 | 10.618 | 5.104 | 108 | 69,05% |
| 2015 | 143.895 | 137.454 | 6.441 | 384 | 35.104 | 1.443 | 3.649 | 101.966 | 9.030 | 11.279 | 13.467 | 14.708 | 15.476 | 15.996 | 14.890 | 7.039 | 81 | 74,18% |
| 2016 | 114.962 | 109.960 | 5.002 | 100 | 26.769 | 1.188 | 3.037 | 83.091 | 7.201 | 9.153 | 10.584 | 11.536 | 12.500 | 12.782 | 12.728 | 6.529 | 78 | 75,56% |
| 2017 | 115.942 | 111.539 | 4.403 | 98 | 23.128 | 841 | 2.316 | 88.313 | 6.609 | 8.296 | 10.541 | 12.175 | 13.856 | 14.509 | 14.444 | 7.757 | 126 | 79,18% |
| 2018 | 118.807 | 111.289 | 7.518 | 75 | 28.069 | 1.080 | 2.813 | 83.145 | 7.193 | 8.715 | 10.593 | 11.465 | 12.766 | 12.811 | 12.873 | 6.597 | 132 | 74,71% |
| 2019 | 116.315 | 112.394 | 3.921 | 42 | 27.519 | 1.236 | 2.918 | 84.833 | 7.667 | 8.520 | 10.337 | 10.904 | 12.361 | 13.177 | 13.694 | 7.949 | 224 | 75,48% |
| 2020 | 123.821 | 120.725 | 3.096 | 91 | 32.683 | 960 | 2.390 | 87.951 | 6.234 | 7.527 | 9.324 | 10.874 | 13.201 | 14.634 | 16.041 | 9.809 | 307 | 72,85% |
| 2021 | 114.137 | 110.359 | 3.778 | 49 | 26.750 | 869 | 2.552 | 83.560 | 6.817 | 8.201 | 9.895 | 10.882 | 12.447 | 13.685 | 14.278 | 7.209 | 146 | 75,72% |
| 2022 | 111.327 | 108.452 | 2.875 | 52 | 21.596 | 966 | 2.652 | 86.804 | 7.053 | 8.296 | 9.974 | 10.651 | 12.361 | 13.690 | 15.350 | 9.207 | 222 | 80,04% |
| 2023 | 113.888 | 111.253 | 2.635 | 27 | 21.671 | 1.126 | 3.141 | 89.555 | 8.116 | 9.258 | 10.887 | 11.967 | 14.011 | 14.823 | 14.551 | 5.866 | 76 | 80,50% |
| TOTAL | 2.980.251 | 2.886.095 | 94.095 | 3.426 | 716.794 | 20.715 | 63.298 | 2.165.875 | 146.006 | 204.399 | 272.563 | 315.621 | 347.155 | 355.872 | 343.332 | 178.521 | 2.406 | 75,05% |
| Rezultate bacalaureat - A DOUA SESIUNE - SINTEZĂ AN - Medii și rată de promovare (promoții curente) | | | | | | | | | | | | | | | | | | |
| 2004 | 25.848 | 23.676 | 1.919 | 12 | 6.264 | 36 | 774 | 17.400 | 3.788 | 5.012 | 4.367 | 2.601 | 1.214 | 349 | 61 | 8 | 0 | 73,49% |
| 2005 | 26.544 | 25.007 | 1.523 | 20 | 8.507 | 57 | 836 | 16.480 | 3.803 | 4.802 | 3.954 | 2.504 | 1.042 | 300 | 64 | 11 | 0 | 65,90% |
| 2006 | 33.281 | 31.335 | 1.945 | 25 | 13.297 | 63 | 897 | 18.013 | 3.783 | 5.079 | 4.600 | 2.837 | 1.236 | 377 | 93 | 8 | 0 | 57,49% |
| 2007 | 29.790 | 28.022 | 1.768 | 45 | 8.310 | 44 | 716 | 19.667 | 3.682 | 5.274 | 5.286 | 3.364 | 1.486 | 482 | 82 | 11 | 0 | 70,18% |
| 2008 | 45.882 | 42.863 | 3.019 | 173 | 17.056 | 36 | 661 | 25.634 | 3.467 | 5.974 | 6.942 | 5.269 | 2.764 | 993 | 210 | 15 | 0 | 59,80% |
| 2009 | 37.167 | 35.223 | 1.944 | 101 | 8.913 | 35 | 502 | 26.209 | 3.364 | 6.009 | 7.202 | 5.536 | 2.900 | 971 | 209 | 18 | 0 | 74,41% |
| 2010 | 60.426 | 55.501 | 4.925 | 122 | 35.375 | 2.349 | 8.108 | 20.004 | 10.590 | 5.554 | 2.517 | 918 | 321 | 85 | 18 | 1 | 0 | 36,04% |
| 2011 | 88.667 | 72.946 | 15.721 | 326 | 56.857 | 1.802 | 6.232 | 15.763 | 8.492 | 4.259 | 1.954 | 722 | 270 | 57 | 8 | 1 | 0 | 21,61% |
| 2012 | 71.550 | 60.902 | 10.648 | 153 | 44.995 | 1.663 | 5.656 | 15.754 | 8.076 | 4.458 | 2.033 | 829 | 267 | 67 | 19 | 5 | 0 | 25,87% |
| 2013 | 61.357 | 49.785 | 11.572 | 182 | 38.710 | 2.198 | 6.719 | 10.893 | 6.390 | 2.708 | 1.127 | 466 | 151 | 33 | 13 | 5 | 0 | 21,88% |
| 2014 | 42.073 | 34.569 | 7.504 | 134 | 25.623 | 1.599 | 3.576 | 8.812 | 5.008 | 2.363 | 931 | 339 | 117 | 44 | 7 | 3 | 0 | 25,49% |
| 2015 | 38.061 | 31.111 | 6.950 | 82 | 22.437 | 1.173 | 3.170 | 8.592 | 4.587 | 2.414 | 999 | 400 | 135 | 46 | 9 | 2 | 0 | 27,62% |
| 2016 | 27.853 | 23.084 | 4.769 | 40 | 16.443 | 1.058 | 2.657 | 6.601 | 3.528 | 1.894 | 755 | 287 | 99 | 29 | 7 | 2 | 0 | 28,60% |
| 2017 | 24.687 | 19.191 | 5.496 | 51 | 13.220 | 799 | 2.196 | 5.920 | 3.274 | 1.596 | 680 | 228 | 90 | 36 | 13 | 3 | 0 | 30,85% |
| 2018 | 28.499 | 23.472 | 5.027 | 46 | 15.662 | 1.009 | 2.706 | 7.764 | 4.204 | 2.114 | 968 | 306 | 130 | 32 | 5 | 5 | 0 | 33,08% |
| 2019 | 28.720 | 23.531 | 5.189 | 33 | 14.824 | 1.089 | 2.739 | 8.674 | 4.720 | 2.386 | 1.001 | 383 | 135 | 29 | 18 | 2 | 0 | 36,86% |
| 2020 | 24.917 | 20.714 | 4.203 | 46 | 13.125 | 730 | 1.952 | 7.543 | 3.632 | 2.170 | 1.060 | 450 | 175 | 43 | 12 | 0 | 1 | 36,41% |
| 2021 | 24.990 | 21.077 | 3.913 | 33 | 13.685 | 775 | 2.225 | 7.359 | 3.710 | 2.096 | 897 | 422 | 158 | 53 | 19 | 4 | 0 | 34,91% |
| 2022 | 22.585 | 18.798 | 3.787 | 37 | 11.781 | 951 | 2.605 | 6.980 | 3.989 | 1.805 | 702 | 284 | 123 | 52 | 18 | 7 | 0 | 37,13% |
| 2023 | 22.613 | 19.549 | 3.064 | 24 | 12.869 | 676 | 2.223 | 6.656 | 3.950 | 1.730 | 615 | 232 | 90 | 23 | 14 | 2 | 0 | 34,05% |
| TOTAL | 765.510 | 660.356 | 104.886 | 1.685 | 397.953 | 18.142 | 57.150 | 260.718 | 96.037 | 69.697 | 48.590 | 28.377 | 12.903 | 4.101 | 899 | 113 | 1 | 39,48% |

| Rezultate bacalaureat - SINTEZĂ AN - Medii și rată de promovare pe filieră 1/2 | | | | | | | | | | | | | | | | | | | |
|--|-------------|--------------------|--------------------|----------------------|--------------------------------|--------------------------|------------------------------------|--------------------------------------|-------------------|---------------------------|-----------------------------|---------------------------|-----------------------------|---------------------------|-----------------------------|---------------------------|-----------------------------|-----------------------|-------------------|
| An | Filieră | Candidați înscriși | Candidați prezenți | Candidați neprezenți | Candidați eliminați din examen | Candidați respinși total | Candidați respinși cu media 5-5.49 | Candidați respinși cu media 5,5-5.98 | Candidați reușiți | Candidați cu media 6-6,49 | Candidați cu media 6,5-6,99 | Candidați cu media 7-7,49 | Candidați cu media 7,5-7,99 | Candidați cu media 8-8,49 | Candidați cu media 8,5-8,99 | Candidați cu media 9-9,49 | Candidați cu media 9,5-9,99 | Candidați cu media 10 | Rată de promovare |
| Rezultate bacalaureat - PRIMA SESIUNE - SINTEZĂ AN - Medii și rată de promovare | | | | | | | | | | | | | | | | | | | |
| 2004 | Tehnologică | 77.270 | 74.695 | 2.557 | 36 | 18.677 | 41 | 759 | 55.982 | 4.190 | 8.606 | 11.378 | 11.711 | 9.660 | 6.540 | 3.246 | 650 | 1 | 74,95% |
| 2005 | Tehnologică | 78.533 | 76.657 | 1.862 | 46 | 17.544 | 50 | 695 | 59.067 | 3.994 | 8.304 | 11.500 | 12.309 | 10.248 | 7.411 | 4.257 | 1.041 | 3 | 77,05% |
| 2006 | Tehnologică | 85.751 | 83.248 | 2.482 | 52 | 24.629 | 49 | 918 | 58.567 | 4.673 | 9.332 | 12.682 | 12.248 | 9.565 | 6.211 | 3.122 | 732 | 2 | 70,35% |
| 2007 | Tehnologică | 91.481 | 88.858 | 2.570 | 92 | 23.592 | 55 | 976 | 65.174 | 4.740 | 9.024 | 12.385 | 12.985 | 11.310 | 8.432 | 5.238 | 1.059 | 1 | 73,35% |
| 2008 | Tehnologică | 116.999 | 113.544 | 3.455 | 160 | 35.817 | 52 | 764 | 77.567 | 4.027 | 8.212 | 13.450 | 16.058 | 15.362 | 12.129 | 6.931 | 1.396 | 2 | 68,31% |
| 2009 | Tehnologică | 109.403 | 105.996 | 3.407 | 198 | 28.531 | 47 | 789 | 77.267 | 4.053 | 8.536 | 14.190 | 16.495 | 14.615 | 11.076 | 6.501 | 1.798 | 3 | 72,90% |
| 2010 | Tehnologică | 110.878 | 105.499 | 5.379 | 159 | 48.835 | 2.837 | 9.182 | 56.505 | 13.129 | 12.360 | 11.105 | 8.494 | 5.770 | 3.570 | 1.683 | 392 | 2 | 53,56% |
| 2011 | Tehnologică | 113.684 | 107.068 | 6.616 | 677 | 82.482 | 2.689 | 7.450 | 23.909 | 7.585 | 5.574 | 4.344 | 2.968 | 1.924 | 1.030 | 403 | 79 | 2 | 22,33% |
| 2012 | Tehnologică | 104.863 | 94.003 | 10.860 | 224 | 74.589 | 1.693 | 5.406 | 19.190 | 5.996 | 4.269 | 3.267 | 2.351 | 1.718 | 1.023 | 482 | 84 | 0 | 20,41% |
| 2013 | Tehnologică | 95.690 | 84.528 | 11.162 | 204 | 54.785 | 2.178 | 6.992 | 29.539 | 8.039 | 6.095 | 4.841 | 3.726 | 2.966 | 2.127 | 1.348 | 393 | 4 | 34,95% |
| 2014 | Tehnologică | 70.039 | 61.999 | 8.040 | 167 | 37.846 | 1.636 | 3.816 | 23.986 | 5.623 | 4.337 | 3.803 | 3.303 | 2.822 | 2.309 | 1.376 | 411 | 2 | 38,69% |
| 2015 | Tehnologică | 67.299 | 60.333 | 6.966 | 334 | 31.621 | 1.431 | 3.408 | 28.378 | 5.551 | 4.854 | 4.359 | 4.164 | 3.638 | 3.080 | 2.109 | 616 | 7 | 47,04% |
| 2016 | Tehnologică | 50.347 | 44.757 | 5.590 | 107 | 24.848 | 1.112 | 2.941 | 19.802 | 4.243 | 3.644 | 3.218 | 2.904 | 2.358 | 1.849 | 1.250 | 334 | 2 | 44,24% |
| 2017 | Tehnologică | 46.455 | 41.565 | 4.890 | 91 | 20.616 | 789 | 2.294 | 20.858 | 4.209 | 3.659 | 3.419 | 3.291 | 2.846 | 2.051 | 1.130 | 251 | 2 | 50,18% |
| 2018 | Tehnologică | 47.665 | 38.295 | 9.370 | 67 | 21.894 | 754 | 1.951 | 16.334 | 3.526 | 3.217 | 2.940 | 2.549 | 2.037 | 1.247 | 685 | 131 | 2 | 42,65% |
| 2019 | Tehnologică | 45.202 | 40.379 | 4.823 | 48 | 23.413 | 1.005 | 2.285 | 16.918 | 4.047 | 3.164 | 2.944 | 2.443 | 1.968 | 1.428 | 778 | 144 | 2 | 41,90% |
| 2020 | Tehnologică | 58.865 | 53.360 | 5.505 | 178 | 32.093 | 1.105 | 2.731 | 21.089 | 4.937 | 3.811 | 3.222 | 2.991 | 2.669 | 2.078 | 1.130 | 248 | 3 | 39,52% |
| 2021 | Tehnologică | 44.785 | 40.115 | 4.670 | 95 | 21.504 | 871 | 2.373 | 18.516 | 4.158 | 3.384 | 2.923 | 2.499 | 2.298 | 1.861 | 1.111 | 280 | 2 | 46,16% |
| 2022 | Tehnologică | 39.716 | 36.371 | 3.345 | 66 | 16.834 | 831 | 2.204 | 19.471 | 4.101 | 3.495 | 3.375 | 2.964 | 2.496 | 1.784 | 1.001 | 250 | 5 | 53,53% |
| 2023 | Tehnologică | 41.398 | 37.877 | 3.521 | 38 | 17.320 | 937 | 2.481 | 20.519 | 4.451 | 3.773 | 3.539 | 3.156 | 2.690 | 1.897 | 877 | 136 | 0 | 54,17% |
| 2004 | Teoretică | 85.446 | 83.561 | 1.881 | 32 | 6.706 | 25 | 432 | 76.823 | 1.798 | 3.825 | 6.359 | 9.226 | 12.624 | 15.807 | 17.615 | 9.484 | 85 | 91,94% |
| 2005 | Teoretică | 88.717 | 87.270 | 1.422 | 51 | 8.332 | 26 | 369 | 78.887 | 1.562 | 3.424 | 6.114 | 9.287 | 12.854 | 16.201 | 18.622 | 10.755 | 68 | 90,39% |
| 2006 | Teoretică | 92.265 | 90.795 | 1.469 | 41 | 10.376 | 38 | 443 | 80.378 | 1.779 | 3.414 | 6.511 | 9.625 | 13.144 | 15.979 | 18.087 | 11.768 | 71 | 88,53% |
| 2007 | Teoretică | 93.949 | 92.293 | 1.643 | 87 | 9.677 | 26 | 420 | 82.529 | 1.745 | 3.211 | 5.632 | 9.129 | 12.875 | 16.740 | 20.449 | 12.698 | 50 | 89,42% |
| 2008 | Teoretică | 94.837 | 93.271 | 1.565 | 96 | 10.766 | 20 | 310 | 82.409 | 1.324 | 2.451 | 4.332 | 7.571 | 12.276 | 17.382 | 22.566 | 14.421 | 86 | 88,35% |
| 2009 | Teoretică | 92.357 | 90.905 | 1.452 | 106 | 9.018 | 15 | 228 | 81.781 | 1.147 | 2.569 | 4.801 | 7.708 | 11.721 | 16.634 | 21.670 | 15.410 | 121 | 89,96% |
| 2010 | Teoretică | 88.944 | 86.877 | 2.067 | 74 | 12.608 | 660 | 2.376 | 74.195 | 5.041 | 6.397 | 8.513 | 10.671 | 12.413 | 13.133 | 12.029 | 5.868 | 130 | 85,40% |
| 2011 | Teoretică | 89.190 | 87.224 | 1.966 | 193 | 24.865 | 1.200 | 4.232 | 62.166 | 6.658 | 7.610 | 8.996 | 9.604 | 9.932 | 9.201 | 7.205 | 2.897 | 63 | 71,27% |
| 2012 | Teoretică | 84.405 | 82.286 | 2.119 | 128 | 25.567 | 1.169 | 4.042 | 56.591 | 6.313 | 6.934 | 7.761 | 8.235 | 8.458 | 8.216 | 7.283 | 3.324 | 67 | 68,77% |
| 2013 | Teoretică | 81.209 | 79.285 | 1.924 | 97 | 17.627 | 1.214 | 4.405 | 61.561 | 6.490 | 6.870 | 7.789 | 8.429 | 9.154 | 9.301 | 8.738 | 4.672 | 118 | 77,65% |
| 2014 | Teoretică | 79.112 | 77.153 | 1.959 | 86 | 17.528 | 1.223 | 3.052 | 59.539 | 6.015 | 6.536 | 7.520 | 8.148 | 9.075 | 9.129 | 8.547 | 4.464 | 105 | 77,17% |
| 2015 | Teoretică | 88.097 | 86.176 | 1.921 | 165 | 15.470 | 999 | 2.781 | 70.541 | 5.900 | 6.633 | 8.085 | 9.325 | 10.570 | 11.798 | 11.994 | 6.164 | 72 | 81,86% |
| 2016 | Teoretică | 75.669 | 73.740 | 1.929 | 70 | 13.073 | 854 | 2.452 | 60.597 | 4.905 | 5.540 | 6.452 | 7.592 | 9.105 | 10.113 | 10.816 | 6.002 | 72 | 82,18% |
| 2017 | Teoretică | 77.252 | 75.531 | 1.721 | 73 | 11.116 | 709 | 2.012 | 64.342 | 4.529 | 4.889 | 6.316 | 7.767 | 9.841 | 11.337 | 12.408 | 7.133 | 122 | 85,19% |
| 2018 | Teoretică | 76.320 | 73.236 | 3.084 | 42 | 12.246 | 700 | 1.891 | 60.948 | 4.310 | 5.060 | 6.545 | 7.659 | 9.437 | 10.387 | 11.270 | 6.155 | 125 | 83,22% |
| 2019 | Teoretică | 77.783 | 76.139 | 1.644 | 27 | 12.514 | 872 | 2.257 | 63.598 | 5.154 | 5.170 | 6.501 | 7.477 | 9.265 | 10.580 | 11.902 | 7.335 | 214 | 83,53% |
| 2020 | Teoretică | 81.839 | 79.965 | 1.874 | 71 | 15.766 | 831 | 2.073 | 64.128 | 4.387 | 4.537 | 5.503 | 6.837 | 9.146 | 11.090 | 13.414 | 8.919 | 295 | 80,20% |
| 2021 | Teoretică | 75.853 | 74.258 | 1.595 | 34 | 13.024 | 605 | 1.948 | 61.200 | 4.433 | 4.925 | 6.224 | 7.328 | 8.989 | 10.684 | 12.042 | 6.440 | 135 | 82,42% |
| 2022 | Teoretică | 73.596 | 72.368 | 1.228 | 27 | 9.652 | 589 | 1.806 | 62.689 | 4.295 | 4.753 | 5.797 | 6.736 | 8.649 | 10.788 | 13.116 | 8.348 | 207 | 86,63% |
| 2023 | Teoretică | 74.776 | 73.470 | 1.306 | 23 | 10.246 | 782 | 2.160 | 63.201 | 4.835 | 5.158 | 6.307 | 7.633 | 9.957 | 11.515 | 12.407 | 5.314 | 75 | 86,02% |
| 2004 | Vocațională | 11.071 | 10.938 | 133 | 3 | 613 | 0 | 9 | 10.322 | 96 | 438 | 988 | 1.607 | 2.099 | 2.240 | 2.020 | 828 | 6 | 94,37% |
| 2005 | Vocațională | 12.626 | 12.551 | 74 | 4 | 1.063 | 0 | 9 | 11.484 | 94 | 448 | 1.028 | 1.717 | 2.325 | 2.662 | 2.320 | 887 | 3 | 91,50% |
| 2006 | Vocațională | 13.353 | 13.252 | 100 | 9 | 1.461 | 1 | 5 | 11.782 | 105 | 453 | 1.100 | 1.833 | 2.497 | 2.711 | 2.134 | 945 | 4 | 88,91% |
| 2007 | Vocațională | 13.535 | 13.439 | 95 | 22 | 1.396 | 0 | 11 | 12.021 | 134 | 478 | 1.178 | 1.837 | 2.535 | 2.697 | 2.294 | 868 | 0 | 89,45% |
| 2008 | Vocațională | 14.041 | 13.945 | 96 | 12 | 1.061 | 0 | 4 | 12.872 | 67 | 347 | 875 | 1.652 | 2.548 | 3.166 | 2.949 | 1.265 | 3 | 92,31% |
| 2009 | Vocațională | 11.629 | 11.554 | 75 | 15 | 766 | 1 | 7 | 10.773 | 63 | 241 | 783 | 1.516 | 2.220 | 2.616 | 2.370 | 963 | 1 | 93,24% |
| 2010 | Vocațională | 10.267 | 10.182 | 85 | 11 | 504 | 46 | 217 | 9.667 | 692 | 1.087 | 1.594 | 1.847 | 1.851 | 1.494 | 821 | 275 | 6 | 94,94% |
| 2011 | Vocațională | 9.889 | 9.811 | 78 | 25 | 2.530 | 245 | 873 | 7.256 | 1.318 | 1.328 | 1.296 | 1.148 | 963 | 692 | 410 | 99 | 2 | 73,96% |
| 2012 | Vocațională | 10.919 | 10.703 | 216 | 21 | 3.414 | 292 | 1.024 | 7.268 | 1.408 | 1.239 | 1.198 | 1.044 | 993 | 788 | 480 | 118 | 0 | 67,91% |
| 2013 | Vocațională | 11.943 | 11.700 | 243 | 19 | 3.721 | 306 | 1.045 | 7.960 | 1.399 | 1.243 | 1.147 | 1.091 | 1.025 | 938 | 781 | 332 | 4 | 68,03% |
| 2014 | Vocațională | 12.531 | 12.162 | 369 | 22 | 3.894 | 315 | 858 | 8.246 | 1.498 | 1.377 | 1.279 | 1.123 | 1.099 | 914 | 712 | 243 | 1 | 67,80% |
| 2015 | Vocațională | 13.543 | 13.208 | 335 | 20 | 3.757 | 426 | 937 | 9.431 | 1.643 | 1.481 | 1.482 | 1.333 | 1.306 | 1.132 | 792 | 260 | 2 | 71,40% |
| 2016 | Vocațională | 11.322 | 10.898 | 424 | 14 | 3.116 | 304 | 762 | 7.768 | 1.340 | 1.280 | 1.239 | 1.142 | 1.068 | 832 | 669 | 194 | 4 | 71,28% |
| 2017 | Vocațională | 11.806 | 11.414 | 392 | 13 | 2.959 | 261 | 690 | 8.442 | 1.285 | 1.133 | 1.180 | 1.223 | 1.201 | 1.133 | 911 | 374 | 2 | 73,96% |
| 2018 | Vocațională | 12.879 | 12.089 | 790 | 8 | 3.200 | 299 | 694 | 8.881 | 1.303 | 1.256 | 1.282 | 1.313 | 1.308 | 1.182 | 920 | 312 | 5 | |

| Rezultate bacalaureat - SINTEZĂ AN - Medii și rată de promovare pe filieră 2/2 | | | | | | | | | | | | | | | | | | | |
|---|--------------------|--------------------|--------------------|----------------------|--------------------------------|--------------------------|------------------------------------|--------------------------------------|------------------------------------|-----------------------------|---------------------------|-----------------------------|---------------------------|-----------------------------|-----------------------|--------------|------------|----------|---------------|
| An | Filieră | Candidați înscriși | Candidați prezenți | Candidați neprezenți | Candidați eliminați din examen | Candidați respinși total | Candidați respinși cu media 6-6,49 | Candidați respinși cu media 6,5-6,99 | Candidați respinși cu media 7-7,49 | Candidați cu media 7,5-7,99 | Candidați cu media 8-8,49 | Candidați cu media 8,5-8,99 | Candidați cu media 9-9,49 | Candidați cu media 9,5-9,99 | Candidați cu media 10 | Promovab. | | | |
| Rezultate bacalaureat - A DOUA SEȘIUNE - SINTEZĂ AN - Medii și rată de promovare | | | | | | | | | | | | | | | | | | | |
| 2004 | Tehnologică | 23.577 | 21.524 | 1.713 | 8 | 6.385 | 57 | 846 | 15.131 | 3.891 | 4.631 | 3.668 | 1.944 | 785 | 195 | 16 | 1 | 0 | 70,30% |
| 2005 | Tehnologică | 23.622 | 22.121 | 1.489 | 15 | 8.560 | 56 | 914 | 13.546 | 3.921 | 4.307 | 3.151 | 1.610 | 467 | 78 | 12 | 0 | 0 | 61,24% |
| 2006 | Tehnologică | 30.642 | 28.553 | 2.089 | 21 | 13.791 | 64 | 993 | 14.741 | 4.076 | 4.559 | 3.567 | 1.807 | 577 | 134 | 21 | 0 | 0 | 51,63% |
| 2007 | Tehnologică | 30.485 | 28.412 | 2.073 | 55 | 9.524 | 65 | 993 | 18.833 | 4.838 | 5.448 | 4.719 | 2.567 | 973 | 246 | 39 | 3 | 0 | 66,29% |
| 2008 | Tehnologică | 44.014 | 40.499 | 3.515 | 176 | 17.343 | 54 | 855 | 22.980 | 4.263 | 6.034 | 6.080 | 4.224 | 1.800 | 494 | 85 | 0 | 0 | 56,74% |
| 2009 | Tehnologică | 38.422 | 35.968 | 2.454 | 99 | 10.513 | 51 | 823 | 25.356 | 4.721 | 6.548 | 6.876 | 4.571 | 2.020 | 538 | 79 | 3 | 0 | 70,50% |
| 2010 | Tehnologică | 57.003 | 51.493 | 5.510 | 108 | 34.869 | 2.472 | 7.923 | 16.516 | 9.360 | 4.479 | 1.851 | 617 | 176 | 30 | 3 | 0 | 0 | 32,07% |
| 2011 | Tehnologică | 82.585 | 66.576 | 16.009 | 305 | 55.614 | 1.638 | 5.297 | 10.657 | 6.281 | 2.695 | 1.135 | 376 | 141 | 26 | 2 | 1 | 0 | 16,01% |
| 2012 | Tehnologică | 70.103 | 58.454 | 11.649 | 168 | 46.382 | 1.482 | 5.284 | 11.904 | 6.915 | 3.114 | 1.244 | 463 | 135 | 24 | 8 | 1 | 0 | 20,36% |
| 2013 | Tehnologică | 63.471 | 50.815 | 12.656 | 242 | 41.699 | 2.203 | 6.602 | 8.874 | 5.722 | 2.039 | 755 | 261 | 73 | 17 | 5 | 2 | 0 | 17,46% |
| 2014 | Tehnologică | 40.296 | 32.288 | 8.008 | 181 | 25.837 | 1.607 | 3.369 | 6.270 | 3.900 | 1.518 | 564 | 202 | 67 | 16 | 2 | 1 | 0 | 19,42% |
| 2015 | Tehnologică | 34.001 | 26.698 | 7.303 | 99 | 21.133 | 1.090 | 2.848 | 5.466 | 3.306 | 1.380 | 521 | 193 | 54 | 10 | 2 | 0 | 0 | 20,47% |
| 2016 | Tehnologică | 24.881 | 19.605 | 5.276 | 63 | 15.095 | 918 | 2.368 | 4.447 | 2.572 | 1.248 | 430 | 125 | 55 | 13 | 4 | 0 | 0 | 22,68% |
| 2017 | Tehnologică | 22.850 | 16.487 | 6.363 | 63 | 12.266 | 746 | 1.972 | 4.158 | 2.551 | 1.048 | 390 | 109 | 42 | 14 | 4 | 0 | 0 | 25,22% |
| 2018 | Tehnologică | 25.885 | 19.672 | 6.213 | 74 | 14.446 | 937 | 2.415 | 5.152 | 3.163 | 1.283 | 502 | 143 | 47 | 11 | 2 | 1 | 0 | 26,19% |
| 2019 | Tehnologică | 25.342 | 19.631 | 5.711 | 41 | 13.712 | 932 | 2.335 | 5.878 | 3.482 | 1.554 | 572 | 202 | 55 | 11 | 2 | 0 | 0 | 29,94% |
| 2020 | Tehnologică | 25.028 | 19.481 | 5.547 | 114 | 13.795 | 710 | 1.952 | 5.572 | 3.160 | 1.543 | 588 | 211 | 56 | 12 | 2 | 0 | 0 | 28,60% |
| 2021 | Tehnologică | 21.813 | 17.338 | 4.475 | 54 | 12.607 | 775 | 1.988 | 4.677 | 2.697 | 1.230 | 480 | 185 | 64 | 20 | 1 | 0 | 0 | 26,98% |
| 2022 | Tehnologică | 19.681 | 15.664 | 4.017 | 73 | 10.685 | 898 | 2.262 | 4.906 | 2.992 | 1.179 | 455 | 198 | 58 | 20 | 3 | 1 | 0 | 31,32% |
| 2023 | Tehnologică | 18.812 | 15.402 | 3.410 | 40 | 11.050 | 642 | 2.038 | 4.312 | 2.763 | 1.019 | 350 | 133 | 35 | 8 | 4 | 0 | 0 | 28,00% |
| 2004 | Teoretică | 9.233 | 8.331 | 848 | 5 | 2.190 | 23 | 399 | 6.136 | 1.511 | 1.654 | 1.327 | 911 | 509 | 175 | 43 | 6 | 0 | 73,65% |
| 2005 | Teoretică | 10.865 | 10.121 | 738 | 10 | 2.982 | 34 | 456 | 7.129 | 1.712 | 1.797 | 1.567 | 1.177 | 599 | 220 | 47 | 10 | 0 | 70,44% |
| 2006 | Teoretică | 13.283 | 12.301 | 981 | 13 | 4.948 | 41 | 529 | 7.340 | 1.721 | 1.850 | 1.701 | 1.179 | 620 | 204 | 63 | 2 | 0 | 59,67% |
| 2007 | Teoretică | 12.948 | 11.842 | 1.105 | 21 | 3.580 | 23 | 412 | 8.241 | 1.785 | 1.990 | 1.933 | 1.424 | 748 | 301 | 53 | 7 | 0 | 69,59% |
| 2008 | Teoretică | 13.661 | 12.506 | 1.155 | 47 | 4.430 | 17 | 329 | 8.029 | 1.379 | 1.564 | 1.873 | 1.551 | 1.044 | 484 | 120 | 14 | 0 | 64,20% |
| 2009 | Teoretică | 12.126 | 11.294 | 832 | 49 | 2.421 | 22 | 279 | 8.824 | 1.346 | 1.738 | 2.110 | 1.839 | 1.149 | 502 | 128 | 12 | 0 | 78,13% |
| 2010 | Teoretică | 15.604 | 14.204 | 1.400 | 39 | 7.952 | 521 | 1.919 | 6.213 | 2.928 | 1.739 | 901 | 388 | 182 | 59 | 15 | 1 | 0 | 43,74% |
| 2011 | Teoretică | 25.446 | 22.013 | 3.433 | 99 | 15.180 | 679 | 2.542 | 6.734 | 3.468 | 1.842 | 886 | 369 | 132 | 33 | 3 | 1 | 0 | 30,59% |
| 2012 | Teoretică | 25.399 | 23.095 | 2.304 | 60 | 14.800 | 822 | 3.006 | 8.235 | 4.218 | 2.296 | 1.068 | 440 | 150 | 47 | 12 | 4 | 0 | 35,66% |
| 2013 | Teoretică | 20.275 | 17.753 | 2.522 | 62 | 12.232 | 975 | 3.320 | 5.459 | 3.216 | 1.337 | 564 | 232 | 80 | 18 | 9 | 3 | 0 | 30,75% |
| 2014 | Teoretică | 18.796 | 16.317 | 2.479 | 55 | 11.345 | 923 | 2.272 | 4.917 | 3.007 | 1.243 | 444 | 139 | 47 | 28 | 6 | 3 | 0 | 30,13% |
| 2015 | Teoretică | 16.842 | 14.396 | 2.446 | 44 | 9.483 | 699 | 1.900 | 4.869 | 2.700 | 1.326 | 506 | 214 | 78 | 36 | 7 | 2 | 0 | 33,82% |
| 2016 | Teoretică | 13.890 | 11.946 | 1.944 | 25 | 8.310 | 657 | 1.733 | 3.611 | 1.970 | 964 | 412 | 168 | 62 | 26 | 6 | 3 | 0 | 30,23% |
| 2017 | Teoretică | 12.821 | 10.315 | 2.506 | 34 | 6.979 | 553 | 1.614 | 3.302 | 1.906 | 814 | 359 | 128 | 58 | 25 | 10 | 2 | 0 | 32,01% |
| 2018 | Teoretică | 15.023 | 12.468 | 2.555 | 33 | 8.193 | 600 | 1.705 | 4.242 | 2.260 | 1.172 | 513 | 180 | 87 | 24 | 3 | 3 | 0 | 34,02% |
| 2019 | Teoretică | 13.759 | 11.477 | 2.282 | 20 | 7.212 | 648 | 1.747 | 4.245 | 2.444 | 1.094 | 430 | 169 | 76 | 17 | 14 | 1 | 0 | 36,99% |
| 2020 | Teoretică | 13.878 | 11.708 | 2.170 | 43 | 6.896 | 494 | 1.423 | 4.769 | 2.348 | 1.279 | 661 | 303 | 130 | 34 | 13 | 0 | 1 | 40,73% |
| 2021 | Teoretică | 13.314 | 11.422 | 1.892 | 15 | 6.789 | 495 | 1.465 | 4.618 | 2.304 | 1.268 | 575 | 285 | 119 | 44 | 18 | 5 | 0 | 40,43% |
| 2022 | Teoretică | 11.170 | 9.472 | 1.698 | 30 | 5.551 | 518 | 1.503 | 3.891 | 2.183 | 1.040 | 400 | 135 | 81 | 35 | 12 | 5 | 0 | 41,08% |
| 2023 | Teoretică | 11.098 | 9.581 | 1.517 | 22 | 5.929 | 385 | 1.340 | 3.630 | 2.097 | 943 | 357 | 142 | 56 | 22 | 11 | 2 | 0 | 37,89% |
| 2004 | Vocațională | 914 | 823 | 79 | 0 | 111 | 2 | 7 | 712 | 64 | 168 | 199 | 148 | 81 | 39 | 11 | 2 | 0 | 86,51% |
| 2005 | Vocațională | 1.353 | 1.294 | 58 | 2 | 242 | 0 | 8 | 1.050 | 87 | 226 | 312 | 247 | 121 | 45 | 11 | 1 | 0 | 81,14% |
| 2006 | Vocațională | 1.714 | 1.633 | 81 | 4 | 360 | 0 | 7 | 1.269 | 84 | 210 | 355 | 312 | 210 | 73 | 19 | 6 | 0 | 77,71% |
| 2007 | Vocațională | 1.686 | 1.601 | 85 | 4 | 272 | 0 | 13 | 1.325 | 103 | 263 | 388 | 320 | 177 | 50 | 21 | 3 | 0 | 82,76% |
| 2008 | Vocațională | 1.445 | 1.350 | 95 | 6 | 318 | 0 | 7 | 1.026 | 74 | 185 | 270 | 230 | 172 | 74 | 20 | 1 | 0 | 76,00% |
| 2009 | Vocațională | 1.058 | 1.001 | 57 | 1 | 118 | 0 | 4 | 882 | 57 | 143 | 208 | 229 | 157 | 70 | 15 | 3 | 0 | 88,11% |
| 2010 | Vocațională | 727 | 668 | 59 | 1 | 218 | 18 | 90 | 449 | 202 | 125 | 70 | 30 | 16 | 6 | 0 | 0 | 0 | 67,22% |
| 2011 | Vocațională | 2.677 | 2.501 | 176 | 6 | 1.285 | 135 | 538 | 1.210 | 714 | 311 | 122 | 39 | 18 | 3 | 3 | 0 | 0 | 48,38% |
| 2012 | Vocațională | 3.940 | 3.598 | 342 | 11 | 2.023 | 283 | 870 | 1.564 | 950 | 390 | 147 | 49 | 19 | 4 | 4 | 1 | 0 | 43,47% |
| 2013 | Vocațională | 4.344 | 3.908 | 436 | 13 | 2.636 | 336 | 1.059 | 1.259 | 805 | 292 | 97 | 44 | 12 | 7 | 2 | 0 | 0 | 32,22% |
| 2014 | Vocațională | 4.299 | 3.795 | 504 | 12 | 2.512 | 316 | 640 | 1.271 | 844 | 300 | 81 | 29 | 11 | 6 | 0 | 0 | 0 | 33,49% |
| 2015 | Vocațională | 4.283 | 3.676 | 607 | 11 | 2.506 | 281 | 684 | 1.159 | 721 | 290 | 100 | 28 | 14 | 4 | 2 | 0 | 0 | 31,53% |
| 2016 | Vocațională | 3.526 | 3.028 | 498 | 4 | 2.184 | 252 | 542 | 840 | 532 | 211 | 60 | 30 | 4 | 0 | 3 | 0 | 0 | 27,74% |
| 2017 | Vocațională | 3.780 | 3.054 | 726 | 13 | 2.037 | 216 | 507 | 1.004 | 654 | 253 | 65 | 21 | 5 | 4 | 1 | 1 | 0 | 32,87% |
| 2018 | Vocațională | 4.212 | 3.505 | 707 | 12 | 2.297 | 272 | 647 | 1.196 | 763 | 281 | 103 | 27 | 17 | 3 | 1 | 1 | 0 | 34,12% |
| 2019 | Vocațională | 4.427 | 3.696 | 731 | 9 | 2.202 | 292 | 656 | 1.485 | 875 | 389 | 134 | 60 | 17 | 5 | 4 | 1 | 0 | 40,18% |
| 2020 | Vocațională | 3.841 | 3.274 | 567 | 14 | 1.859 | 234 | 553 | 1.401 | 817 | 382 | 125 | 47 | 18 | 9 | 3 | 0 | 0 | 42,79% |
| 2021 | Vocațională | 3.822 | 3.283 | 539 | 8 | 2.039 | 184 | 538 | 1.236 | 684 | 357 | 114 | 48 | 23 | 9 | 1 | 0 | 0 | 37,65% |
| 2022 | Vocațională | 3.972 | 3.367 | 605 | 9 | 2.063 | 264 | 621 | 1.295 | 771 | 340 | 100 | 56 | 16 | 6 | 4 | 2 | 0 | 38,46% |
| 2023 | Vocațională | 4.064 | 3.578 | 486 | 5 | 2.231 | 180 | 517 | 1.342 | 854 | 339 | 101 | 30 | 14 | 3 | 1 | 0 | 0 | 37,51% |
| TOTAL | Tehnologică | 722.513 | 606.681 | 115.480 | 1.999 | 395.306 | 17.397 | 54.077 | 209.376 | 84.574 | 56.856 | 37.898 | 20.141 | 7.680 | 1.917 | 296 | 14 | 0 | 34,51% |
| TOTAL | Teoretică | 299.431 | 262.562 | 36.807 | 726 | 147.402 | 9.129 | 29.893 | 114.434 | 46.503 | 28.950 | 18.587 | 11.373 | 6.007 | 2.334 | 593 | 86 | 1 | 43,58% |
| TOTAL | Vocațională | 60.084 | 52.633 | 7.438 | 145 | 29.513 | 3.265 | 8.508 | 22.975 | 10.655 | 5.455 | 3.151 | 2.024 | 1.122 | 420 | 126 | 22 | 0 | 43,65% |
| TOTAL | | 1.082.028 | 921.876 | 159.725 | 2.870 | 572.221 | 29.791 | 92.478 | 346.785 | 141.732 | 91.261 | 59.636 | 33.538 | 14.809 | 4.671 | 1.015 | 122 | 1 | 37,62% |

| Rezultate bacalaureat - SINTEZĂ AN - Medii și rată de promovare pe sex | | | | | | | | | | | | | | | | | | | |
|---|-----|--------------------|--------------------|----------------------|--------------------------------|--------------------------|------------------------------------|--------------------------------------|-------------------|---------------------------|-----------------------------|---------------------------|-----------------------------|---------------------------|-----------------------------|---------------------------|-----------------------------|-----------------------|-------------------|
| An | Sex | Candidați înscriși | Candidați prezenți | Candidați neprezenți | Candidați eliminați din examen | Candidați respinși total | Candidați respinși cu media 5-5.49 | Candidați respinși cu media 5,5-5.98 | Candidați reușiți | Candidați cu media 6-6,49 | Candidați cu media 6,5-6,99 | Candidați cu media 7-7,49 | Candidați cu media 7,5-7,99 | Candidați cu media 8-8,49 | Candidați cu media 8,5-8,99 | Candidați cu media 9-9,49 | Candidați cu media 9,5-9,99 | Candidați cu media 10 | Rată de promovare |
| Rezultate bacalaureat - PRIMA SEȘIUNE - SINTEZĂ AN - Medii și rată de promovare | | | | | | | | | | | | | | | | | | | |
| 2004 | M | 80.815 | 78.136 | 2.666 | 37 | 15.170 | 39 | 671 | 62.929 | 3.556 | 7.365 | 9.962 | 11.058 | 10.850 | 9.770 | 7.594 | 2.760 | 14 | 80,54% |
| 2005 | M | 81.793 | 79.769 | 2.006 | 57 | 16.203 | 35 | 551 | 63.509 | 3.066 | 6.381 | 9.384 | 11.206 | 11.241 | 10.413 | 8.559 | 3.240 | 19 | 79,62% |
| 2006 | M | 89.251 | 86.745 | 2.486 | 54 | 22.089 | 50 | 760 | 64.602 | 3.684 | 7.103 | 10.300 | 11.284 | 11.086 | 9.775 | 7.955 | 3.405 | 10 | 74,47% |
| 2007 | M | 94.767 | 91.989 | 2.727 | 115 | 20.733 | 47 | 827 | 71.141 | 3.962 | 7.295 | 10.367 | 12.108 | 12.272 | 11.361 | 9.729 | 4.033 | 14 | 77,34% |
| 2008 | M | 109.778 | 106.475 | 3.302 | 164 | 27.643 | 30 | 616 | 78.668 | 3.227 | 6.457 | 10.402 | 13.199 | 14.586 | 14.081 | 11.825 | 4.866 | 25 | 73,88% |
| 2009 | M | 104.874 | 101.762 | 3.112 | 202 | 23.272 | 30 | 554 | 78.288 | 3.113 | 6.644 | 11.412 | 14.148 | 14.068 | 13.404 | 10.827 | 4.649 | 23 | 76,93% |
| 2010 | M | 104.364 | 99.536 | 4.828 | 140 | 38.096 | 2.360 | 7.544 | 61.300 | 11.149 | 10.877 | 10.702 | 9.452 | 7.895 | 6.047 | 3.823 | 1.327 | 28 | 61,59% |
| 2011 | M | 106.005 | 100.287 | 5.718 | 549 | 62.922 | 2.422 | 7.251 | 36.816 | 8.244 | 6.963 | 6.363 | 5.316 | 4.253 | 3.176 | 1.882 | 607 | 12 | 36,71% |
| 2012 | M | 97.501 | 88.952 | 8.549 | 259 | 56.263 | 1.814 | 5.892 | 32.430 | 7.433 | 6.006 | 5.241 | 4.355 | 3.717 | 2.953 | 2.015 | 698 | 12 | 36,46% |
| 2013 | M | 91.135 | 82.903 | 8.232 | 225 | 42.159 | 2.036 | 6.811 | 40.519 | 8.431 | 7.032 | 6.292 | 5.527 | 5.017 | 4.086 | 2.988 | 1.128 | 18 | 48,88% |
| 2014 | M | 76.924 | 70.560 | 6.364 | 200 | 33.019 | 1.649 | 4.156 | 37.341 | 6.811 | 6.066 | 5.706 | 5.280 | 4.999 | 4.168 | 3.038 | 1.256 | 17 | 52,92% |
| 2015 | M | 78.618 | 73.106 | 5.512 | 324 | 27.809 | 1.556 | 4.016 | 44.973 | 6.890 | 6.435 | 6.460 | 6.432 | 6.219 | 5.820 | 4.802 | 1.898 | 17 | 61,52% |
| 2016 | M | 64.892 | 60.073 | 4.819 | 153 | 22.408 | 1.243 | 3.336 | 37.512 | 5.643 | 5.249 | 5.300 | 5.303 | 5.268 | 4.876 | 4.154 | 1.706 | 13 | 62,44% |
| 2017 | M | 63.064 | 58.926 | 4.138 | 130 | 19.200 | 874 | 2.745 | 39.596 | 5.347 | 4.953 | 5.295 | 5.698 | 5.984 | 5.488 | 4.764 | 2.042 | 25 | 67,20% |
| 2018 | M | 63.772 | 56.100 | 7.672 | 96 | 20.030 | 980 | 2.542 | 35.974 | 5.048 | 4.898 | 5.175 | 5.197 | 5.235 | 4.656 | 4.015 | 1.728 | 22 | 64,12% |
| 2019 | M | 63.422 | 59.372 | 4.050 | 65 | 21.583 | 1.276 | 3.032 | 37.724 | 5.849 | 4.867 | 5.063 | 4.916 | 5.057 | 4.989 | 4.539 | 2.389 | 55 | 63,54% |
| 2020 | M | 75.656 | 70.802 | 4.854 | 206 | 28.849 | 1.428 | 3.304 | 41.747 | 6.324 | 5.283 | 5.121 | 5.408 | 5.750 | 5.750 | 5.324 | 2.722 | 65 | 58,96% |
| 2021 | M | 62.938 | 59.118 | 3.820 | 114 | 20.715 | 1.006 | 2.922 | 38.289 | 5.736 | 5.073 | 5.033 | 4.941 | 5.293 | 5.343 | 4.814 | 2.020 | 36 | 64,77% |
| 2022 | M | 58.714 | 55.918 | 2.796 | 80 | 16.020 | 923 | 2.594 | 39.818 | 5.403 | 4.947 | 5.282 | 5.157 | 5.385 | 5.561 | 5.455 | 2.576 | 52 | 71,21% |
| 2023 | M | 61.110 | 58.244 | 2.866 | 56 | 17.154 | 1.092 | 3.060 | 41.034 | 6.013 | 5.546 | 5.700 | 5.710 | 5.984 | 5.763 | 4.752 | 1.548 | 18 | 70,45% |
| 2004 | F | 92.972 | 91.058 | 1.905 | 34 | 10.826 | 27 | 529 | 80.198 | 2.528 | 5.504 | 8.763 | 11.486 | 13.533 | 14.817 | 15.287 | 8.202 | 78 | 88,07% |
| 2005 | F | 98.083 | 96.709 | 1.352 | 44 | 10.736 | 41 | 522 | 85.929 | 2.584 | 5.795 | 9.258 | 12.107 | 14.186 | 15.861 | 16.640 | 9.443 | 55 | 88,85% |
| 2006 | F | 102.118 | 100.550 | 1.565 | 48 | 14.377 | 38 | 606 | 86.125 | 2.873 | 6.096 | 9.993 | 12.422 | 14.120 | 15.126 | 15.388 | 10.040 | 67 | 85,65% |
| 2007 | F | 104.198 | 102.601 | 1.581 | 86 | 13.932 | 34 | 580 | 88.583 | 2.657 | 5.418 | 8.828 | 11.843 | 14.448 | 16.508 | 18.252 | 10.592 | 37 | 86,34% |
| 2008 | F | 116.099 | 114.285 | 1.814 | 104 | 20.001 | 42 | 462 | 94.180 | 2.191 | 4.553 | 8.255 | 12.082 | 15.600 | 18.596 | 20.621 | 12.216 | 66 | 82,41% |
| 2009 | F | 108.515 | 106.693 | 1.822 | 117 | 15.043 | 33 | 470 | 91.533 | 2.150 | 4.702 | 8.362 | 11.571 | 14.488 | 16.922 | 19.714 | 13.522 | 102 | 85,79% |
| 2010 | F | 105.725 | 103.022 | 2.703 | 104 | 23.851 | 1.183 | 4.231 | 79.067 | 7.713 | 8.967 | 10.510 | 11.560 | 12.139 | 12.150 | 10.710 | 5.208 | 110 | 76,75% |
| 2011 | F | 106.758 | 103.816 | 2.942 | 346 | 46.955 | 1.712 | 5.304 | 56.515 | 7.317 | 7.549 | 8.273 | 8.404 | 8.566 | 7.747 | 6.136 | 2.468 | 55 | 54,44% |
| 2012 | F | 102.686 | 98.040 | 4.646 | 114 | 47.307 | 1.340 | 4.580 | 50.619 | 6.284 | 6.436 | 6.985 | 7.275 | 7.452 | 7.074 | 6.230 | 2.828 | 55 | 51,63% |
| 2013 | F | 97.707 | 92.610 | 5.097 | 95 | 33.974 | 1.662 | 5.631 | 58.541 | 7.497 | 7.176 | 7.485 | 7.719 | 8.128 | 8.280 | 7.879 | 4.269 | 108 | 63,21% |
| 2014 | F | 84.758 | 80.754 | 4.004 | 75 | 26.249 | 1.525 | 3.570 | 54.430 | 6.325 | 6.184 | 6.896 | 7.294 | 7.997 | 8.184 | 7.597 | 3.862 | 91 | 67,40% |
| 2015 | F | 90.321 | 86.611 | 3.710 | 195 | 23.039 | 1.300 | 3.110 | 63.377 | 6.204 | 6.533 | 7.466 | 8.390 | 9.295 | 10.190 | 10.093 | 5.142 | 64 | 73,17% |
| 2016 | F | 72.446 | 69.322 | 3.124 | 38 | 18.629 | 1.027 | 2.819 | 50.655 | 4.845 | 5.215 | 5.609 | 6.335 | 7.263 | 7.918 | 8.581 | 4.824 | 65 | 73,07% |
| 2017 | F | 72.449 | 69.584 | 2.865 | 47 | 15.491 | 885 | 2.251 | 54.046 | 4.676 | 4.728 | 5.620 | 6.583 | 7.904 | 9.033 | 9.685 | 5.716 | 101 | 77,67% |
| 2018 | F | 73.092 | 67.520 | 5.572 | 21 | 17.310 | 773 | 1.994 | 50.189 | 4.091 | 4.635 | 5.592 | 6.324 | 7.547 | 8.160 | 8.860 | 4.870 | 110 | 74,33% |
| 2019 | F | 72.669 | 69.796 | 2.873 | 19 | 18.285 | 913 | 2.230 | 51.492 | 4.728 | 4.716 | 5.575 | 6.064 | 7.324 | 8.200 | 9.156 | 5.560 | 169 | 73,78% |
| 2020 | F | 79.994 | 77.127 | 2.867 | 61 | 23.343 | 898 | 2.370 | 53.723 | 4.559 | 4.253 | 4.778 | 5.646 | 7.519 | 8.907 | 10.727 | 7.092 | 242 | 69,66% |
| 2021 | F | 70.726 | 67.883 | 2.843 | 32 | 17.549 | 725 | 2.046 | 50.302 | 4.205 | 4.424 | 5.264 | 6.081 | 7.199 | 8.359 | 9.471 | 5.189 | 110 | 74,10% |
| 2022 | F | 67.739 | 65.555 | 2.184 | 25 | 14.016 | 761 | 2.125 | 51.514 | 4.361 | 4.548 | 5.100 | 5.635 | 7.023 | 8.143 | 9.903 | 6.631 | 170 | 78,58% |
| 2023 | F | 69.412 | 67.108 | 2.304 | 14 | 14.124 | 912 | 2.386 | 52.970 | 4.916 | 4.817 | 5.516 | 6.389 | 8.075 | 9.077 | 9.802 | 4.320 | 58 | 78,93% |
| TOTAL | M | 1.629.393 | 1.538.773 | 90.517 | 3.226 | 551.337 | 20.890 | 63.184 | 984.210 | 114.929 | 125.440 | 144.560 | 151.695 | 150.159 | 137.480 | 112.854 | 46.598 | 495 | 63,96% |
| TOTAL | F | 1.788.467 | 1.730.644 | 57.773 | 1.619 | 425.037 | 15.831 | 47.816 | 1.303.988 | 92.704 | 112.249 | 144.128 | 171.210 | 199.806 | 219.252 | 230.732 | 131.994 | 1.913 | 75,35% |
| TOTAL | | 3.417.860 | 3.269.417 | 148.290 | 4.845 | 976.374 | 36.721 | 111.000 | 2.288.198 | 207.633 | 237.689 | 288.688 | 322.905 | 349.965 | 356.732 | 343.586 | 178.592 | 2.408 | 69,99% |

| Rezultate bacalaureat - A DOUA SESIUNE - SINTEZĂ AN - Medii și rată de promovare | | | | | | | | | | | | | | | | | | | |
|--|----------|------------------|----------------|----------------|--------------|----------------|---------------|---------------|----------------|----------------|---------------|---------------|---------------|---------------|--------------|--------------|------------|----------|---------------|
| 2004 | M | 20.263 | 18.356 | 1.637 | 8 | 5.393 | 43 | 748 | 12.955 | 3.449 | 4.036 | 3.034 | 1.616 | 616 | 172 | 30 | 2 | 0 | 70,58% |
| 2005 | M | 22.173 | 20.736 | 1.425 | 20 | 7.395 | 52 | 765 | 13.321 | 3.529 | 3.911 | 3.190 | 1.775 | 689 | 193 | 31 | 3 | 0 | 64,24% |
| 2006 | M | 28.275 | 26.192 | 2.082 | 23 | 12.440 | 58 | 863 | 13.729 | 3.485 | 3.978 | 3.351 | 1.891 | 779 | 195 | 48 | 2 | 0 | 52,42% |
| 2007 | M | 27.990 | 25.868 | 2.121 | 57 | 8.563 | 48 | 818 | 17.248 | 4.244 | 4.837 | 4.288 | 2.504 | 1.024 | 291 | 54 | 6 | 0 | 66,68% |
| 2008 | M | 35.343 | 32.205 | 3.138 | 155 | 13.229 | 37 | 684 | 18.821 | 3.497 | 4.793 | 4.939 | 3.429 | 1.564 | 494 | 99 | 6 | 0 | 58,44% |
| 2009 | M | 32.170 | 29.969 | 2.201 | 101 | 8.083 | 35 | 629 | 21.785 | 3.860 | 5.380 | 5.803 | 4.065 | 1.958 | 589 | 119 | 11 | 0 | 72,69% |
| 2010 | M | 45.780 | 41.041 | 4.739 | 104 | 27.454 | 2.083 | 6.513 | 13.483 | 7.886 | 3.561 | 1.380 | 462 | 145 | 46 | 3 | 0 | 0 | 32,85% |
| 2011 | M | 64.148 | 51.335 | 12.813 | 286 | 41.359 | 1.401 | 4.812 | 9.690 | 5.833 | 2.435 | 999 | 299 | 107 | 14 | 2 | 1 | 0 | 18,88% |
| 2012 | M | 54.727 | 45.964 | 8.763 | 151 | 34.642 | 1.458 | 5.073 | 11.171 | 6.738 | 2.907 | 1.062 | 347 | 90 | 20 | 6 | 1 | 0 | 24,30% |
| 2013 | M | 49.852 | 40.407 | 9.445 | 219 | 31.810 | 1.890 | 5.926 | 8.378 | 5.450 | 1.897 | 663 | 249 | 93 | 16 | 9 | 1 | 0 | 20,73% |
| 2014 | M | 35.541 | 29.064 | 6.477 | 165 | 22.062 | 1.485 | 3.406 | 6.837 | 4.346 | 1.644 | 567 | 189 | 68 | 20 | 3 | 0 | 0 | 23,52% |
| 2015 | M | 30.320 | 24.434 | 5.886 | 112 | 18.188 | 1.096 | 2.993 | 6.134 | 3.712 | 1.586 | 541 | 203 | 69 | 20 | 3 | 0 | 0 | 25,10% |
| 2016 | M | 23.223 | 18.849 | 4.374 | 74 | 14.118 | 931 | 2.547 | 4.657 | 2.799 | 1.230 | 421 | 137 | 53 | 14 | 3 | 0 | 0 | 24,71% |
| 2017 | M | 22.210 | 16.534 | 5.676 | 89 | 11.828 | 785 | 2.261 | 4.617 | 2.901 | 1.109 | 404 | 125 | 50 | 22 | 5 | 1 | 0 | 27,92% |
| 2018 | M | 25.143 | 19.662 | 5.481 | 106 | 13.765 | 1.067 | 2.753 | 5.791 | 3.560 | 1.467 | 540 | 138 | 65 | 17 | 0 | 4 | 0 | 29,45% |
| 2019 | M | 23.942 | 18.888 | 5.054 | 53 | 12.721 | 1.078 | 2.715 | 6.114 | 3.759 | 1.575 | 514 | 188 | 60 | 12 | 5 | 1 | 0 | 32,37% |
| 2020 | M | 23.577 | 18.911 | 4.666 | 135 | 12.534 | 870 | 2.275 | 6.242 | 3.532 | 1.712 | 650 | 250 | 69 | 23 | 6 | 0 | 0 | 33,01% |
| 2021 | M | 21.364 | 17.441 | 3.923 | 58 | 11.689 | 791 | 2.244 | 5.694 | 3.252 | 1.542 | 550 | 228 | 85 | 32 | 4 | 1 | 0 | 32,65% |
| 2022 | M | 19.156 | 15.498 | 3.658 | 88 | 10.027 | 915 | 2.423 | 5.383 | 3.297 | 1.343 | 460 | 184 | 74 | 19 | 4 | 2 | 0 | 34,73% |
| 2023 | M | 18.893 | 15.877 | 3.016 | 52 | 10.751 | 656 | 2.161 | 5.074 | 3.164 | 1.238 | 430 | 169 | 49 | 19 | 4 | 1 | 0 | 31,96% |
| 2004 | F | 13.461 | 12.322 | 1.003 | 5 | 3.293 | 39 | 504 | 9.024 | 2.017 | 2.417 | 2.160 | 1.387 | 759 | 237 | 40 | 7 | 0 | 73,23% |
| 2005 | F | 13.667 | 12.800 | 860 | 7 | 4.389 | 38 | 613 | 8.404 | 2.191 | 2.419 | 1.840 | 1.259 | 498 | 150 | 39 | 8 | 0 | 65,66% |
| 2006 | F | 17.364 | 16.295 | 1.069 | 15 | 6.659 | 47 | 666 | 9.621 | 2.396 | 2.641 | 2.272 | 1.407 | 628 | 216 | 55 | 6 | 0 | 59,04% |
| 2007 | F | 17.129 | 15.987 | 1.142 | 23 | 4.813 | 40 | 600 | 11.151 | 2.482 | 2.864 | 2.752 | 1.807 | 874 | 306 | 59 | 7 | 0 | 69,75% |
| 2008 | F | 23.777 | 22.150 | 1.627 | 74 | 8.862 | 34 | 507 | 13.214 | 2.219 | 2.990 | 3.284 | 2.576 | 1.452 | 558 | 126 | 9 | 0 | 59,66% |
| 2009 | F | 19.436 | 18.294 | 1.142 | 48 | 4.969 | 38 | 477 | 13.277 | 2.264 | 3.049 | 3.391 | 2.574 | 1.368 | 521 | 103 | 7 | 0 | 72,58% |
| 2010 | F | 27.554 | 25.324 | 2.230 | 44 | 15.585 | 928 | 3.419 | 9.695 | 4.604 | 2.782 | 1.442 | 573 | 229 | 49 | 15 | 1 | 0 | 38,28% |
| 2011 | F | 46.560 | 39.755 | 6.805 | 124 | 30.720 | 1.051 | 3.565 | 8.911 | 4.630 | 2.413 | 1.144 | 485 | 184 | 48 | 6 | 1 | 0 | 22,41% |
| 2012 | F | 44.715 | 39.183 | 5.532 | 88 | 28.563 | 1.129 | 4.087 | 10.532 | 5.345 | 2.893 | 1.397 | 605 | 214 | 55 | 18 | 5 | 0 | 26,88% |
| 2013 | F | 38.238 | 32.069 | 6.169 | 98 | 24.757 | 1.624 | 5.055 | 7.214 | 4.293 | 1.771 | 753 | 288 | 72 | 26 | 7 | 4 | 0 | 22,50% |
| 2014 | F | 27.850 | 23.336 | 4.514 | 83 | 17.632 | 1.361 | 2.875 | 5.621 | 3.405 | 1.417 | 522 | 181 | 57 | 30 | 5 | 4 | 0 | 24,09% |
| 2015 | F | 24.806 | 20.336 | 4.470 | 42 | 14.934 | 974 | 2.439 | 5.360 | 3.015 | 1.410 | 586 | 232 | 77 | 30 | 8 | 2 | 0 | 26,36% |
| 2016 | F | 19.074 | 15.730 | 3.344 | 18 | 11.471 | 896 | 2.096 | 4.241 | 2.275 | 1.193 | 481 | 186 | 68 | 25 | 10 | 3 | 0 | 26,96% |
| 2017 | F | 17.241 | 13.322 | 3.919 | 21 | 9.454 | 730 | 1.832 | 3.847 | 2.210 | 1.006 | 410 | 133 | 55 | 21 | 10 | 2 | 0 | 28,88% |
| 2018 | F | 19.977 | 15.983 | 3.994 | 13 | 11.171 | 742 | 2.014 | 4.799 | 2.626 | 1.269 | 578 | 212 | 86 | 21 | 6 | 1 | 0 | 30,03% |
| 2019 | F | 19.586 | 15.916 | 3.670 | 17 | 10.405 | 794 | 2.023 | 5.494 | 3.042 | 1.462 | 622 | 243 | 88 | 21 | 15 | 1 | 0 | 34,52% |
| 2020 | F | 19.170 | 15.552 | 3.618 | 36 | 10.016 | 568 | 1.653 | 5.500 | 2.793 | 1.492 | 724 | 311 | 135 | 32 | 12 | 0 | 1 | 35,37% |
| 2021 | F | 17.585 | 14.602 | 2.983 | 19 | 9.746 | 663 | 1.747 | 4.837 | 2.433 | 1.313 | 619 | 290 | 121 | 41 | 16 | 4 | 0 | 33,13% |
| 2022 | F | 15.667 | 13.005 | 2.662 | 24 | 8.272 | 765 | 1.963 | 4.709 | 2.649 | 1.216 | 495 | 205 | 81 | 42 | 15 | 6 | 0 | 36,21% |
| 2023 | F | 15.081 | 12.684 | 2.397 | 15 | 8.459 | 551 | 1.734 | 4.210 | 2.550 | 1.063 | 378 | 136 | 56 | 14 | 12 | 1 | 0 | 33,19% |
| TOTAL | M | 624.090 | 527.231 | 96.575 | 2.056 | 328.051 | 16.779 | 52.609 | 197.124 | 82.293 | 52.181 | 33.786 | 18.448 | 7.707 | 2.228 | 438 | 43 | 0 | 37,39% |
| TOTAL | F | 457.938 | 394.645 | 63.150 | 814 | 244.170 | 13.012 | 39.869 | 149.661 | 59.439 | 39.080 | 25.850 | 15.090 | 7.102 | 2.443 | 577 | 79 | 1 | 37,92% |
| TOTAL | | 1.082.028 | 921.876 | 159.725 | 2.870 | 572.221 | 29.791 | 92.478 | 346.785 | 141.732 | 91.261 | 59.636 | 33.538 | 14.809 | 4.671 | 1.015 | 122 | 1 | 37,62% |

| Rezultate bacalaureat - SINTEZĂ AN - Medii și rată de promovare pe mediul de rezidență al candidatului | | | | | | | | | | | | | | | | | | | |
|--|----------------|--------------------|--------------------|----------------------|--------------------------------|--------------------------|------------------------------------|--------------------------------------|-------------------|---------------------------|-----------------------------|---------------------------|-----------------------------|---------------------------|-----------------------------|---------------------------|-----------------------------|-----------------------|-------------------|
| An | Mediu candidat | Candidați înscriși | Candidați prezenți | Candidați neprezenți | Candidați eliminați din examen | Candidați respinși total | Candidați respinși cu media 5-5,49 | Candidați respinși cu media 5,5-6,99 | Candidați reușiți | Candidați cu media 6-6,49 | Candidați cu media 6,5-6,99 | Candidați cu media 7-7,49 | Candidați cu media 7,5-7,99 | Candidați cu media 8-8,49 | Candidați cu media 8,5-8,99 | Candidați cu media 9-9,49 | Candidați cu media 9,5-9,99 | Candidați cu media 10 | Rată de promovare |
| Rezultate bacalaureat - PRIMA SESIUNE - SINTEZĂ AN - Medii și rată de promovare | | | | | | | | | | | | | | | | | | | |
| 2010 | Urban | 177.136 | 171.111 | 6.025 | 202 | 49.883 | 2.806 | 9.271 | 121.026 | 15.243 | 16.117 | 17.648 | 17.919 | 17.616 | 16.530 | 13.543 | 6.273 | 137 | 70,73% |
| 2011 | Urban | 177.781 | 171.095 | 6.686 | 656 | 88.288 | 3.335 | 10.107 | 82.151 | 12.789 | 12.272 | 12.749 | 12.140 | 11.588 | 10.066 | 7.559 | 2.923 | 65 | 48,01% |
| 2012 | Urban | 168.151 | 157.757 | 10.394 | 306 | 83.577 | 2.635 | 8.755 | 73.874 | 11.652 | 10.742 | 10.700 | 10.337 | 10.101 | 9.196 | 7.720 | 3.361 | 65 | 46,83% |
| 2013 | Urban | 153.889 | 144.145 | 9.744 | 265 | 58.361 | 2.970 | 10.114 | 85.519 | 13.054 | 11.746 | 11.619 | 11.480 | 11.550 | 11.088 | 9.847 | 5.015 | 120 | 59,33% |
| 2014 | Urban | 113.385 | 107.223 | 6.162 | 190 | 37.037 | 2.104 | 5.212 | 69.996 | 9.164 | 8.829 | 9.252 | 9.405 | 10.032 | 9.860 | 8.885 | 4.473 | 96 | 65,28% |
| 2015 | Urban | 117.237 | 112.036 | 5.201 | 232 | 30.246 | 1.857 | 4.813 | 81.558 | 8.946 | 9.027 | 9.880 | 11.034 | 11.810 | 12.562 | 12.180 | 6.041 | 78 | 72,80% |
| 2016 | Urban | 96.000 | 91.324 | 4.676 | 122 | 24.235 | 1.441 | 4.110 | 66.967 | 7.059 | 7.207 | 7.729 | 8.595 | 9.703 | 10.240 | 10.604 | 5.755 | 75 | 73,33% |
| 2017 | Urban | 94.931 | 90.869 | 4.062 | 119 | 20.473 | 1.118 | 3.239 | 70.277 | 6.633 | 6.508 | 7.617 | 8.861 | 10.522 | 11.356 | 11.894 | 6.768 | 118 | 77,34% |
| 2018 | Urban | 93.853 | 86.346 | 7.507 | 76 | 21.841 | 1.158 | 2.920 | 64.429 | 6.091 | 6.538 | 7.492 | 8.394 | 9.574 | 10.104 | 10.478 | 5.644 | 114 | 74,62% |
| 2019 | Urban | 92.735 | 88.871 | 3.864 | 46 | 22.896 | 1.408 | 3.391 | 65.929 | 6.980 | 6.435 | 7.324 | 7.918 | 9.177 | 10.156 | 11.008 | 6.725 | 206 | 74,19% |
| 2020 | Urban | 103.488 | 98.867 | 4.621 | 145 | 29.552 | 1.446 | 3.598 | 69.170 | 6.965 | 6.177 | 6.693 | 7.719 | 9.622 | 10.988 | 12.519 | 8.209 | 278 | 69,96% |
| 2021 | Urban | 89.959 | 86.100 | 3.859 | 85 | 21.904 | 1.044 | 3.049 | 64.111 | 6.428 | 6.175 | 6.908 | 7.773 | 9.109 | 10.388 | 11.275 | 5.930 | 125 | 74,46% |
| 2022 | Urban | 83.423 | 80.727 | 2.696 | 56 | 16.601 | 1.028 | 2.832 | 64.070 | 5.919 | 5.882 | 6.630 | 7.187 | 8.755 | 10.000 | 11.974 | 7.535 | 188 | 79,37% |
| 2023 | Urban | 85.842 | 82.962 | 2.880 | 32 | 17.494 | 1.193 | 3.310 | 65.436 | 6.660 | 6.398 | 7.262 | 8.185 | 9.983 | 10.875 | 11.248 | 4.760 | 65 | 78,87% |
| 2010 | Rural | 32.953 | 31.447 | 1.506 | 42 | 12.064 | 737 | 2.504 | 19.341 | 3.619 | 3.727 | 3.564 | 3.093 | 2.418 | 1.667 | 990 | 262 | 1 | 61,50% |
| 2011 | Rural | 34.982 | 33.008 | 1.974 | 239 | 21.589 | 799 | 2.448 | 11.180 | 2.772 | 2.240 | 1.887 | 1.580 | 1.231 | 857 | 459 | 152 | 2 | 33,87% |
| 2012 | Rural | 32.036 | 29.235 | 2.801 | 67 | 19.993 | 519 | 1.717 | 9.175 | 2.065 | 1.700 | 1.526 | 1.293 | 1.068 | 831 | 525 | 165 | 2 | 31,38% |
| 2013 | Rural | 34.953 | 31.368 | 3.585 | 55 | 17.772 | 728 | 2.328 | 13.541 | 2.874 | 2.462 | 2.158 | 1.766 | 1.595 | 1.278 | 1.020 | 382 | 6 | 43,17% |
| 2014 | Rural | 48.297 | 44.091 | 4.206 | 85 | 22.231 | 1.070 | 2.514 | 21.775 | 3.972 | 3.421 | 3.350 | 3.169 | 2.964 | 2.492 | 1.750 | 645 | 12 | 49,39% |
| 2015 | Rural | 51.702 | 47.681 | 4.021 | 287 | 20.602 | 999 | 2.313 | 26.792 | 4.148 | 3.941 | 4.046 | 3.788 | 3.704 | 3.448 | 2.715 | 999 | 3 | 56,19% |
| 2016 | Rural | 41.338 | 38.071 | 3.267 | 69 | 16.802 | 829 | 2.045 | 21.200 | 3.429 | 3.257 | 3.180 | 3.043 | 2.828 | 2.554 | 2.131 | 775 | 3 | 55,69% |
| 2017 | Rural | 40.582 | 37.641 | 2.941 | 58 | 14.218 | 641 | 1.757 | 23.365 | 3.390 | 3.173 | 3.298 | 3.420 | 3.366 | 3.165 | 2.555 | 990 | 8 | 62,07% |
| 2018 | Rural | 43.011 | 37.274 | 5.737 | 41 | 15.499 | 595 | 1.616 | 21.734 | 3.048 | 2.995 | 3.275 | 3.127 | 3.208 | 2.712 | 2.397 | 954 | 18 | 58,31% |
| 2019 | Rural | 43.356 | 40.297 | 3.059 | 38 | 16.972 | 781 | 1.871 | 23.287 | 3.597 | 3.148 | 3.314 | 3.062 | 3.204 | 3.033 | 2.687 | 1.224 | 18 | 57,79% |
| 2020 | Rural | 52.162 | 49.062 | 3.100 | 122 | 22.640 | 880 | 2.076 | 26.300 | 3.918 | 3.359 | 3.206 | 3.335 | 3.647 | 3.669 | 3.532 | 1.605 | 29 | 53,61% |
| 2021 | Rural | 43.705 | 40.901 | 2.804 | 61 | 16.360 | 687 | 1.919 | 24.480 | 3.513 | 3.322 | 3.389 | 3.249 | 3.383 | 3.314 | 3.010 | 1.279 | 21 | 59,85% |
| 2022 | Rural | 43.030 | 40.746 | 2.284 | 49 | 13.435 | 656 | 1.887 | 27.262 | 3.845 | 3.613 | 3.752 | 3.605 | 3.653 | 3.704 | 3.384 | 1.672 | 34 | 66,91% |
| 2023 | Rural | 44.680 | 42.390 | 2.290 | 38 | 13.784 | 811 | 2.136 | 28.568 | 4.269 | 3.965 | 3.954 | 3.914 | 4.076 | 3.965 | 3.306 | 1.108 | 11 | 67,39% |
| TOTAL | Urban | 1.647.810 | 1.569.433 | 78.377 | 2.532 | 522.388 | 25.543 | 74.721 | 1.044.513 | 123.583 | 120.053 | 129.503 | 136.947 | 149.142 | 153.409 | 150.734 | 79.412 | 1.730 | 66,55% |
| TOTAL | Rural | 586.787 | 543.212 | 43.575 | 1.251 | 243.961 | 10.732 | 29.131 | 298.000 | 48.459 | 44.323 | 43.899 | 41.444 | 40.345 | 36.689 | 30.461 | 12.212 | 168 | 54,86% |
| TOTAL | | 2.234.597 | 2.112.645 | 121.952 | 3.783 | 766.349 | 36.275 | 103.852 | 1.342.513 | 172.042 | 164.376 | 173.402 | 178.391 | 189.487 | 190.098 | 181.195 | 91.624 | 1.898 | 63,55% |

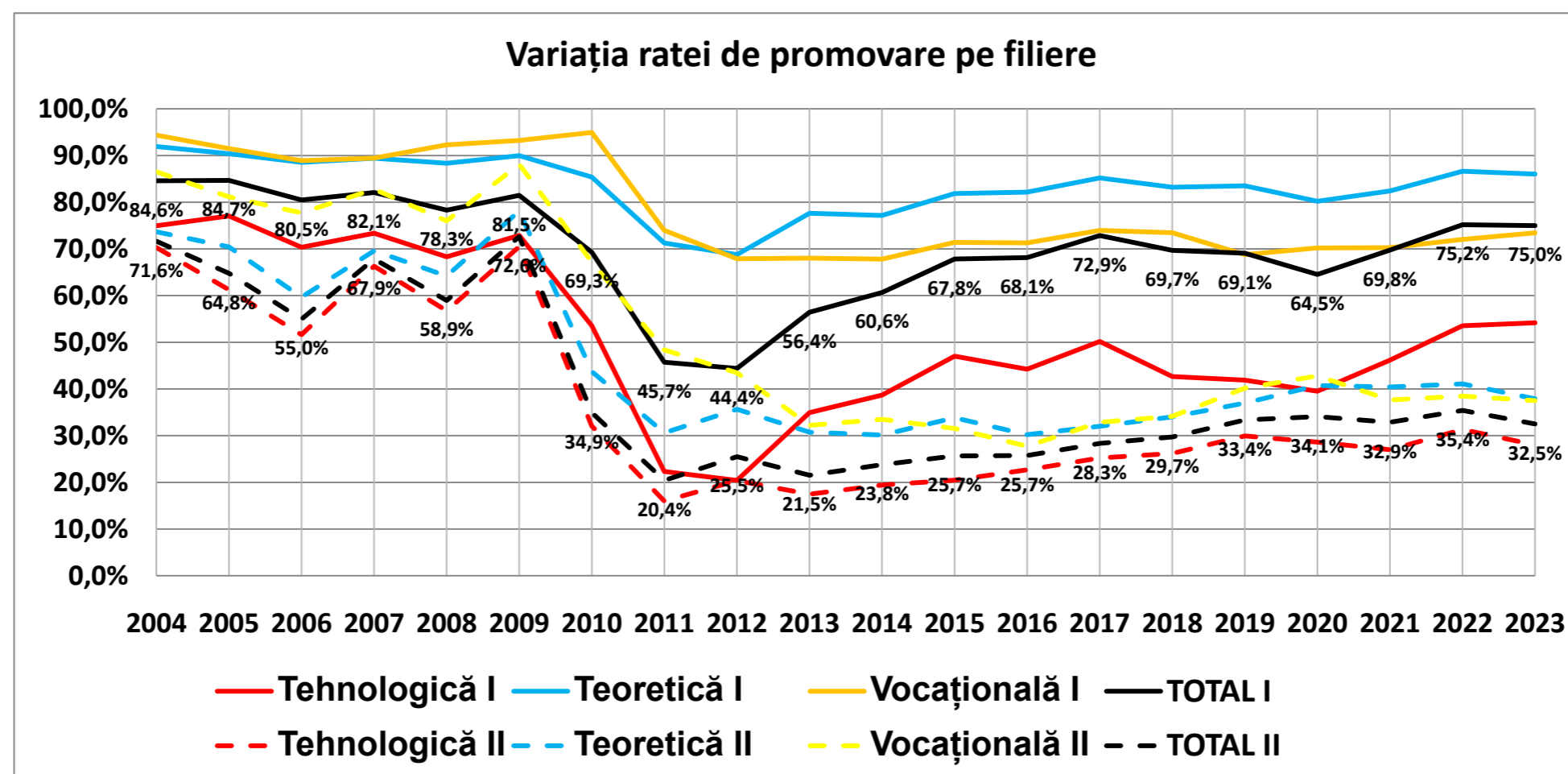
| Rezultate bacalaureat - A DOUA SEȘIUNE - SINTEZĂ AN - Medii și rată de promovare | | | | | | | | | | | | | | | | | | | |
|--|--------------|----------------|----------------|----------------|--------------|----------------|---------------|---------------|----------------|----------------|---------------|---------------|--------------|--------------|------------|------------|-----------|----------|---------------|
| 2010 | Urban | 59.971 | 54.445 | 5.526 | 117 | 34.911 | 2.437 | 8.143 | 19.417 | 10.360 | 5.371 | 2.372 | 883 | 334 | 81 | 15 | 1 | 0 | 35,66% |
| 2011 | Urban | 90.100 | 74.704 | 15.396 | 362 | 58.614 | 2.015 | 6.882 | 15.728 | 8.784 | 4.127 | 1.826 | 682 | 243 | 57 | 7 | 2 | 0 | 21,05% |
| 2012 | Urban | 81.555 | 70.304 | 11.251 | 202 | 51.795 | 2.131 | 7.584 | 18.307 | 10.188 | 4.878 | 2.060 | 820 | 264 | 68 | 23 | 6 | 0 | 26,04% |
| 2013 | Urban | 69.098 | 57.225 | 11.873 | 256 | 44.177 | 2.843 | 8.913 | 12.792 | 7.935 | 3.031 | 1.189 | 446 | 140 | 34 | 13 | 4 | 0 | 22,35% |
| 2014 | Urban | 40.599 | 33.923 | 6.676 | 166 | 25.249 | 1.889 | 4.173 | 8.508 | 5.233 | 2.122 | 751 | 256 | 95 | 40 | 8 | 3 | 0 | 25,08% |
| 2015 | Urban | 34.423 | 28.304 | 6.119 | 92 | 20.413 | 1.356 | 3.598 | 7.799 | 4.522 | 2.029 | 794 | 292 | 111 | 40 | 9 | 2 | 0 | 27,55% |
| 2016 | Urban | 26.427 | 21.883 | 4.544 | 56 | 15.986 | 1.179 | 3.080 | 5.841 | 3.339 | 1.562 | 595 | 221 | 86 | 29 | 8 | 1 | 0 | 26,69% |
| 2017 | Urban | 24.726 | 19.007 | 5.719 | 71 | 13.325 | 1.025 | 2.661 | 5.611 | 3.386 | 1.393 | 524 | 184 | 78 | 33 | 11 | 2 | 0 | 29,52% |
| 2018 | Urban | 27.898 | 22.239 | 5.659 | 69 | 15.268 | 1.174 | 3.070 | 6.902 | 3.961 | 1.801 | 751 | 237 | 111 | 31 | 5 | 5 | 0 | 31,04% |
| 2019 | Urban | 26.346 | 21.280 | 5.066 | 48 | 13.914 | 1.174 | 3.008 | 7.318 | 4.275 | 1.918 | 712 | 270 | 96 | 28 | 17 | 2 | 0 | 34,39% |
| 2020 | Urban | 25.394 | 20.625 | 4.769 | 93 | 13.191 | 872 | 2.444 | 7.341 | 3.861 | 2.077 | 866 | 352 | 134 | 36 | 14 | 0 | 1 | 35,59% |
| 2021 | Urban | 23.105 | 19.157 | 3.948 | 39 | 12.520 | 874 | 2.434 | 6.598 | 3.512 | 1.769 | 771 | 339 | 144 | 44 | 14 | 5 | 0 | 34,44% |
| 2022 | Urban | 20.079 | 16.551 | 3.528 | 67 | 10.443 | 1.012 | 2.588 | 6.041 | 3.531 | 1.529 | 584 | 241 | 99 | 41 | 13 | 3 | 0 | 36,50% |
| 2023 | Urban | 19.459 | 16.481 | 2.978 | 34 | 10.826 | 710 | 2.261 | 5.621 | 3.439 | 1.392 | 492 | 179 | 79 | 27 | 11 | 2 | 0 | 34,11% |
| 2010 | Rural | 13.363 | 11.920 | 1.443 | 31 | 8.128 | 574 | 1.789 | 3.761 | 2.130 | 972 | 450 | 152 | 40 | 14 | 3 | 0 | 0 | 31,55% |
| 2011 | Rural | 20.608 | 16.386 | 4.222 | 48 | 13.465 | 437 | 1.495 | 2.873 | 1.679 | 721 | 317 | 102 | 48 | 5 | 1 | 0 | 0 | 17,53% |
| 2012 | Rural | 17.887 | 14.843 | 3.044 | 37 | 11.410 | 456 | 1.576 | 3.396 | 1.895 | 922 | 399 | 132 | 40 | 7 | 1 | 0 | 0 | 22,88% |
| 2013 | Rural | 18.992 | 15.251 | 3.741 | 61 | 12.390 | 671 | 2.068 | 2.800 | 1.808 | 637 | 227 | 91 | 25 | 8 | 3 | 1 | 0 | 18,36% |
| 2014 | Rural | 22.792 | 18.477 | 4.315 | 82 | 14.445 | 957 | 2.108 | 3.950 | 2.518 | 939 | 338 | 114 | 30 | 10 | 0 | 1 | 0 | 21,38% |
| 2015 | Rural | 20.703 | 16.466 | 4.237 | 62 | 12.709 | 714 | 1.834 | 3.695 | 2.205 | 967 | 333 | 143 | 35 | 10 | 2 | 0 | 0 | 22,44% |
| 2016 | Rural | 15.870 | 12.696 | 3.174 | 36 | 9.603 | 648 | 1.563 | 3.057 | 1.735 | 861 | 307 | 102 | 35 | 10 | 5 | 2 | 0 | 24,08% |
| 2017 | Rural | 14.725 | 10.849 | 3.876 | 39 | 7.957 | 490 | 1.432 | 2.853 | 1.725 | 722 | 290 | 74 | 27 | 10 | 4 | 1 | 0 | 26,30% |
| 2018 | Rural | 17.222 | 13.406 | 3.816 | 50 | 9.668 | 635 | 1.697 | 3.688 | 2.225 | 935 | 367 | 113 | 40 | 7 | 1 | 0 | 0 | 27,51% |
| 2019 | Rural | 17.182 | 13.524 | 3.658 | 22 | 9.212 | 698 | 1.730 | 4.290 | 2.526 | 1.119 | 424 | 161 | 52 | 5 | 3 | 0 | 0 | 31,72% |
| 2020 | Rural | 17.353 | 13.838 | 3.515 | 78 | 9.359 | 566 | 1.484 | 4.401 | 2.464 | 1.127 | 508 | 209 | 70 | 19 | 4 | 0 | 0 | 31,80% |
| 2021 | Rural | 15.844 | 12.886 | 2.958 | 38 | 8.915 | 580 | 1.557 | 3.933 | 2.173 | 1.086 | 398 | 179 | 62 | 29 | 6 | 0 | 0 | 30,52% |
| 2022 | Rural | 14.744 | 11.952 | 2.792 | 45 | 7.856 | 668 | 1.798 | 4.051 | 2.415 | 1.030 | 371 | 148 | 56 | 20 | 6 | 5 | 0 | 33,89% |
| 2023 | Rural | 14.515 | 12.080 | 2.435 | 33 | 8.384 | 497 | 1.634 | 3.663 | 2.275 | 909 | 316 | 126 | 26 | 6 | 5 | 0 | 0 | 30,32% |
| TOTAL | Urban | 569.180 | 476.128 | 93.052 | 1.672 | 340.632 | 20.691 | 60.839 | 133.824 | 76.326 | 34.999 | 14.287 | 5.402 | 2.014 | 589 | 168 | 38 | 1 | 28,11% |
| TOTAL | Rural | 241.800 | 194.574 | 47.226 | 662 | 143.501 | 8.591 | 23.765 | 50.411 | 29.773 | 12.947 | 5.045 | 1.846 | 586 | 160 | 44 | 10 | 0 | 25,91% |
| TOTAL | | 810.980 | 670.702 | 140.278 | 2.334 | 484.133 | 29.282 | 84.604 | 184.235 | 106.099 | 47.946 | 19.332 | 7.248 | 2.600 | 749 | 212 | 48 | 1 | 27,47% |

| Rezultate bacalaureat - SINTEZĂ AN - Medii și rată de promovare pe mediul unității de absolvire | | | | | | | | | | | | | | | | | | | |
|---|---------------|-------------------|--------------------|----------------------|--------------------------------|--------------------------|------------------------------------|--------------------------------------|-------------------|---------------------------|-----------------------------|---------------------------|-----------------------------|---------------------------|-----------------------------|---------------------------|-----------------------------|-----------------------|-------------------|
| An | Mediu unitate | Candidați înscrși | Candidați prezenți | Candidați neprezenți | Candidați eliminați din examen | Candidați respinși total | Candidați respinși cu media 5-5,49 | Candidați respinși cu media 5,5-5,99 | Candidați reușiți | Candidați cu media 6-6,49 | Candidați cu media 6,5-6,99 | Candidați cu media 7-7,49 | Candidați cu media 7,5-7,99 | Candidați cu media 8-8,49 | Candidați cu media 8,5-8,99 | Candidați cu media 9-9,49 | Candidați cu media 9,5-9,99 | Candidați cu media 10 | Rată de promovare |
| Rezultate bacalaureat - PRIMA SESIUNE - SINTEZĂ AN - Medii și rată de promovare | | | | | | | | | | | | | | | | | | | |
| 2004 | U | 163.062 | 159.068 | 3.973 | 69 | 23.717 | 60 | 1.082 | 135.282 | 5.468 | 11.674 | 17.034 | 20.880 | 23.076 | 23.785 | 22.438 | 10.836 | 91 | 85,05% |
| 2005 | U | 168.101 | 165.092 | 2.974 | 93 | 24.092 | 70 | 956 | 140.907 | 5.059 | 10.851 | 16.870 | 21.443 | 23.968 | 25.311 | 24.762 | 12.569 | 74 | 85,35% |
| 2006 | U | 180.317 | 176.721 | 3.574 | 97 | 33.345 | 82 | 1.265 | 143.279 | 5.934 | 11.926 | 18.509 | 22.026 | 24.079 | 24.299 | 23.041 | 13.388 | 77 | 81,08% |
| 2007 | U | 187.482 | 183.678 | 3.779 | 186 | 30.773 | 74 | 1.288 | 152.719 | 6.045 | 11.652 | 17.809 | 22.440 | 25.574 | 27.103 | 27.529 | 14.516 | 51 | 83,14% |
| 2008 | U | 212.212 | 207.797 | 4.414 | 249 | 42.905 | 69 | 983 | 164.643 | 4.882 | 9.957 | 17.141 | 23.589 | 28.702 | 31.547 | 31.791 | 16.943 | 91 | 79,23% |
| 2009 | U | 200.428 | 196.219 | 4.209 | 284 | 35.426 | 56 | 930 | 160.509 | 4.751 | 10.211 | 17.980 | 23.709 | 26.848 | 29.039 | 29.853 | 17.993 | 125 | 81,80% |
| 2010 | U | 196.107 | 189.476 | 6.631 | 231 | 56.413 | 3.205 | 10.541 | 132.832 | 17.110 | 18.073 | 19.660 | 19.803 | 19.314 | 17.852 | 14.367 | 6.515 | 138 | 70,10% |
| 2011 | U | 197.841 | 190.378 | 7.463 | 758 | 100.269 | 3.747 | 11.353 | 89.351 | 14.311 | 13.546 | 13.974 | 13.192 | 12.492 | 10.745 | 7.964 | 3.060 | 67 | 46,93% |
| 2012 | U | 186.965 | 175.380 | 11.585 | 348 | 94.700 | 2.953 | 9.731 | 80.332 | 12.851 | 11.806 | 11.778 | 11.310 | 10.950 | 9.881 | 8.176 | 3.513 | 67 | 45,80% |
| 2013 | U | 176.236 | 164.780 | 11.456 | 300 | 68.940 | 3.427 | 11.600 | 95.540 | 14.948 | 13.460 | 13.162 | 12.824 | 12.850 | 12.112 | 10.710 | 5.348 | 126 | 57,98% |
| 2014 | U | 150.951 | 142.271 | 8.680 | 259 | 53.283 | 2.959 | 7.198 | 88.729 | 12.376 | 11.663 | 12.114 | 12.141 | 12.666 | 12.096 | 10.488 | 5.077 | 108 | 62,37% |
| 2015 | U | 158.619 | 150.735 | 7.884 | 458 | 45.537 | 2.621 | 6.663 | 104.740 | 12.366 | 12.304 | 13.315 | 14.298 | 15.088 | 15.645 | 14.680 | 6.963 | 81 | 69,49% |
| 2016 | U | 129.453 | 122.594 | 6.859 | 177 | 36.916 | 2.129 | 5.749 | 85.501 | 9.931 | 9.984 | 10.486 | 11.275 | 12.226 | 12.532 | 12.537 | 6.453 | 77 | 69,74% |
| 2017 | U | 128.255 | 122.277 | 5.978 | 161 | 31.328 | 1.649 | 4.684 | 90.788 | 9.447 | 9.185 | 10.472 | 11.894 | 13.511 | 14.207 | 14.249 | 7.697 | 126 | 74,25% |
| 2018 | U | 129.434 | 117.983 | 11.451 | 108 | 34.030 | 1.668 | 4.263 | 83.845 | 8.705 | 9.118 | 10.362 | 11.194 | 12.469 | 12.610 | 12.705 | 6.552 | 130 | 71,07% |
| 2019 | U | 129.396 | 123.366 | 6.030 | 73 | 36.476 | 2.059 | 4.955 | 86.817 | 10.029 | 9.198 | 10.235 | 10.655 | 12.091 | 12.962 | 13.533 | 7.890 | 224 | 70,37% |
| 2020 | U | 146.844 | 140.196 | 6.648 | 212 | 47.257 | 2.144 | 5.310 | 92.727 | 10.271 | 9.072 | 9.508 | 10.713 | 12.930 | 14.360 | 15.817 | 9.749 | 307 | 66,14% |
| 2021 | U | 127.292 | 121.407 | 5.885 | 123 | 35.055 | 1.597 | 4.633 | 86.229 | 9.394 | 9.089 | 9.939 | 10.728 | 12.201 | 13.442 | 14.129 | 7.162 | 145 | 71,02% |
| 2022 | U | 121.005 | 116.548 | 4.457 | 99 | 27.641 | 1.595 | 4.400 | 88.808 | 9.241 | 9.062 | 9.968 | 10.447 | 12.109 | 13.447 | 15.173 | 9.140 | 221 | 76,20% |
| 2023 | U | 124.857 | 120.288 | 4.569 | 58 | 28.742 | 1.854 | 5.130 | 91.488 | 10.322 | 9.916 | 10.845 | 11.770 | 13.729 | 14.595 | 14.390 | 5.846 | 75 | 76,06% |
| 2004 | R | 10.725 | 10.126 | 598 | 2 | 2.279 | 6 | 118 | 7.845 | 616 | 1.195 | 1.691 | 1.664 | 1.307 | 802 | 443 | 126 | 1 | 77,47% |
| 2005 | R | 11.775 | 11.386 | 384 | 8 | 2.847 | 6 | 117 | 8.531 | 591 | 1.325 | 1.772 | 1.870 | 1.459 | 963 | 437 | 114 | 0 | 74,93% |
| 2006 | R | 11.052 | 10.574 | 477 | 5 | 3.121 | 6 | 101 | 7.448 | 623 | 1.273 | 1.784 | 1.680 | 1.127 | 602 | 302 | 57 | 0 | 70,44% |
| 2007 | R | 11.483 | 10.912 | 529 | 15 | 3.892 | 7 | 119 | 7.005 | 574 | 1.061 | 1.386 | 1.511 | 1.146 | 766 | 452 | 109 | 0 | 64,20% |
| 2008 | R | 13.665 | 12.963 | 702 | 19 | 4.739 | 3 | 95 | 8.205 | 536 | 1.053 | 1.516 | 1.692 | 1.484 | 1.130 | 655 | 139 | 0 | 63,30% |
| 2009 | R | 12.961 | 12.236 | 725 | 35 | 2.889 | 7 | 94 | 9.312 | 512 | 1.135 | 1.794 | 2.010 | 1.708 | 1.287 | 688 | 178 | 0 | 76,10% |
| 2010 | R | 13.982 | 13.082 | 900 | 13 | 5.534 | 338 | 1.234 | 7.535 | 1.752 | 1.771 | 1.552 | 1.209 | 720 | 345 | 166 | 20 | 0 | 57,60% |
| 2011 | R | 14.922 | 13.725 | 1.197 | 137 | 9.608 | 387 | 1.202 | 3.980 | 1.250 | 966 | 662 | 528 | 327 | 178 | 54 | 15 | 0 | 29,00% |
| 2012 | R | 13.222 | 11.612 | 1.610 | 25 | 8.870 | 201 | 741 | 2.717 | 866 | 636 | 448 | 320 | 219 | 146 | 69 | 13 | 0 | 23,40% |
| 2013 | R | 12.606 | 10.733 | 1.873 | 20 | 7.193 | 271 | 842 | 3.520 | 980 | 748 | 615 | 422 | 295 | 254 | 157 | 49 | 0 | 32,80% |
| 2014 | R | 10.731 | 9.043 | 1.688 | 16 | 5.985 | 215 | 528 | 3.042 | 760 | 587 | 488 | 433 | 330 | 256 | 147 | 41 | 0 | 33,64% |
| 2015 | R | 10.320 | 8.982 | 1.338 | 61 | 5.311 | 235 | 463 | 3.610 | 728 | 664 | 611 | 524 | 426 | 365 | 215 | 77 | 0 | 40,19% |
| 2016 | R | 7.885 | 6.801 | 1.084 | 14 | 4.121 | 141 | 406 | 2.666 | 557 | 480 | 423 | 363 | 305 | 262 | 198 | 77 | 1 | 39,20% |
| 2017 | R | 7.258 | 6.233 | 1.025 | 16 | 3.363 | 110 | 312 | 2.854 | 576 | 496 | 443 | 387 | 377 | 314 | 200 | 61 | 0 | 45,79% |
| 2018 | R | 7.430 | 5.637 | 1.793 | 9 | 3.310 | 85 | 273 | 2.318 | 434 | 415 | 405 | 327 | 313 | 206 | 170 | 46 | 2 | 41,12% |
| 2019 | R | 6.695 | 5.802 | 893 | 11 | 3.392 | 130 | 307 | 2.399 | 548 | 385 | 403 | 325 | 290 | 227 | 162 | 59 | 0 | 41,35% |
| 2020 | R | 8.806 | 7.733 | 1.073 | 55 | 4.935 | 182 | 364 | 2.743 | 612 | 464 | 391 | 341 | 339 | 297 | 234 | 65 | 0 | 35,47% |
| 2021 | R | 6.372 | 5.594 | 778 | 23 | 3.209 | 134 | 335 | 2.362 | 547 | 408 | 358 | 294 | 291 | 260 | 156 | 47 | 1 | 42,22% |
| 2022 | R | 5.448 | 4.925 | 523 | 6 | 2.395 | 89 | 319 | 2.524 | 523 | 433 | 414 | 345 | 299 | 257 | 185 | 67 | 1 | 51,25% |
| 2023 | R | 5.665 | 5.064 | 601 | 12 | 2.536 | 150 | 316 | 2.516 | 607 | 447 | 371 | 329 | 330 | 245 | 164 | 22 | 1 | 49,68% |
| TOTAL | U | 3.214.857 | 3.086.254 | 128.499 | 4.343 | 886.845 | 34.018 | 102.714 | 2.195.066 | 193.441 | 221.747 | 271.161 | 306.331 | 336.873 | 347.570 | 338.332 | 177.210 | 2.401 | 71,12% |
| TOTAL | R | 203.003 | 183.163 | 19.791 | 502 | 89.529 | 2.703 | 8.286 | 93.132 | 14.192 | 15.942 | 17.527 | 16.574 | 13.092 | 9.162 | 5.254 | 1.382 | 7 | 50,85% |
| TOTAL | | 3.417.860 | 3.269.417 | 148.290 | 4.845 | 976.374 | 36.721 | 111.000 | 2.288.198 | 207.633 | 237.689 | 288.688 | 322.905 | 349.965 | 356.732 | 343.586 | 178.592 | 2.408 | 69,99% |

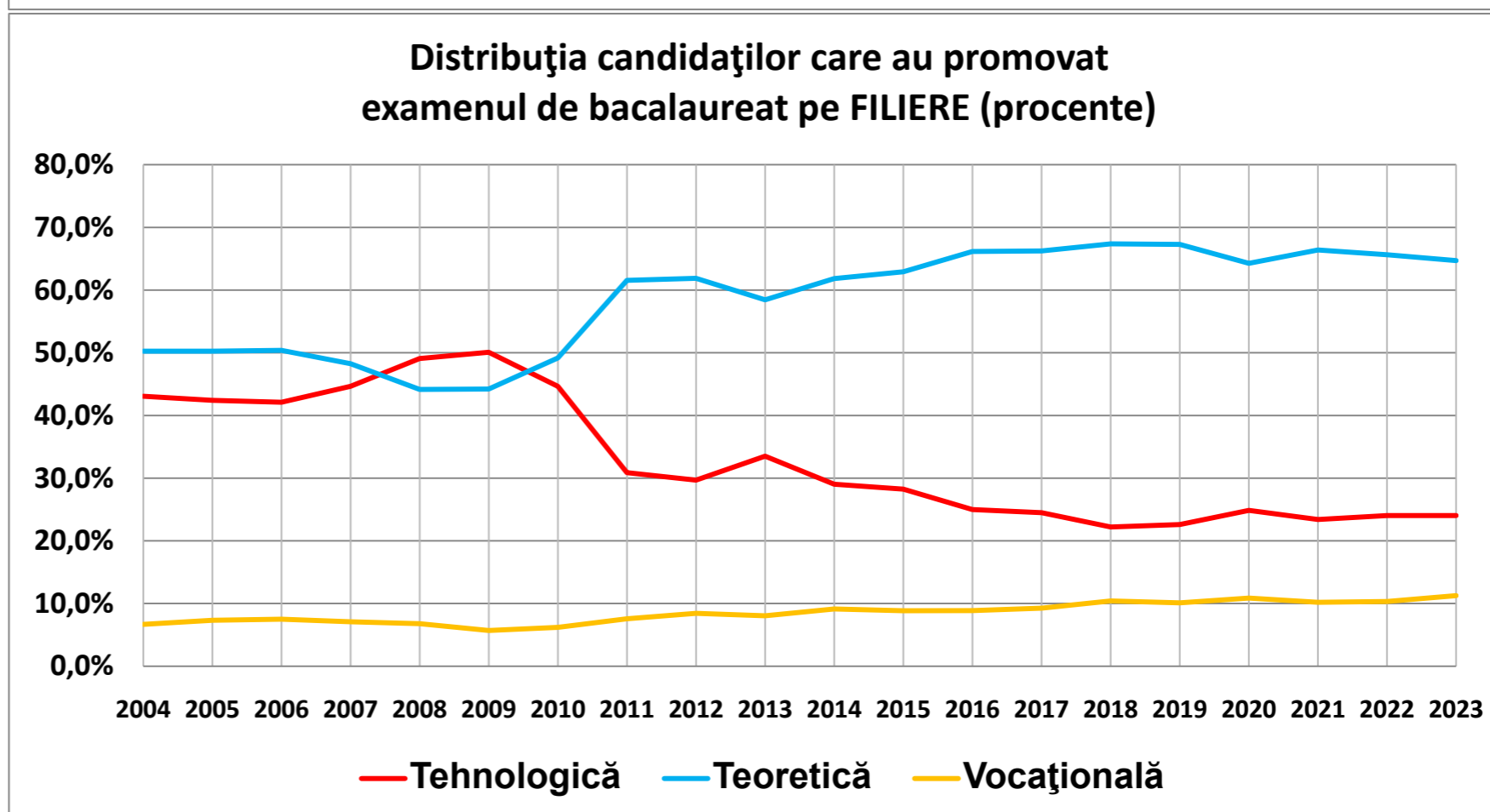
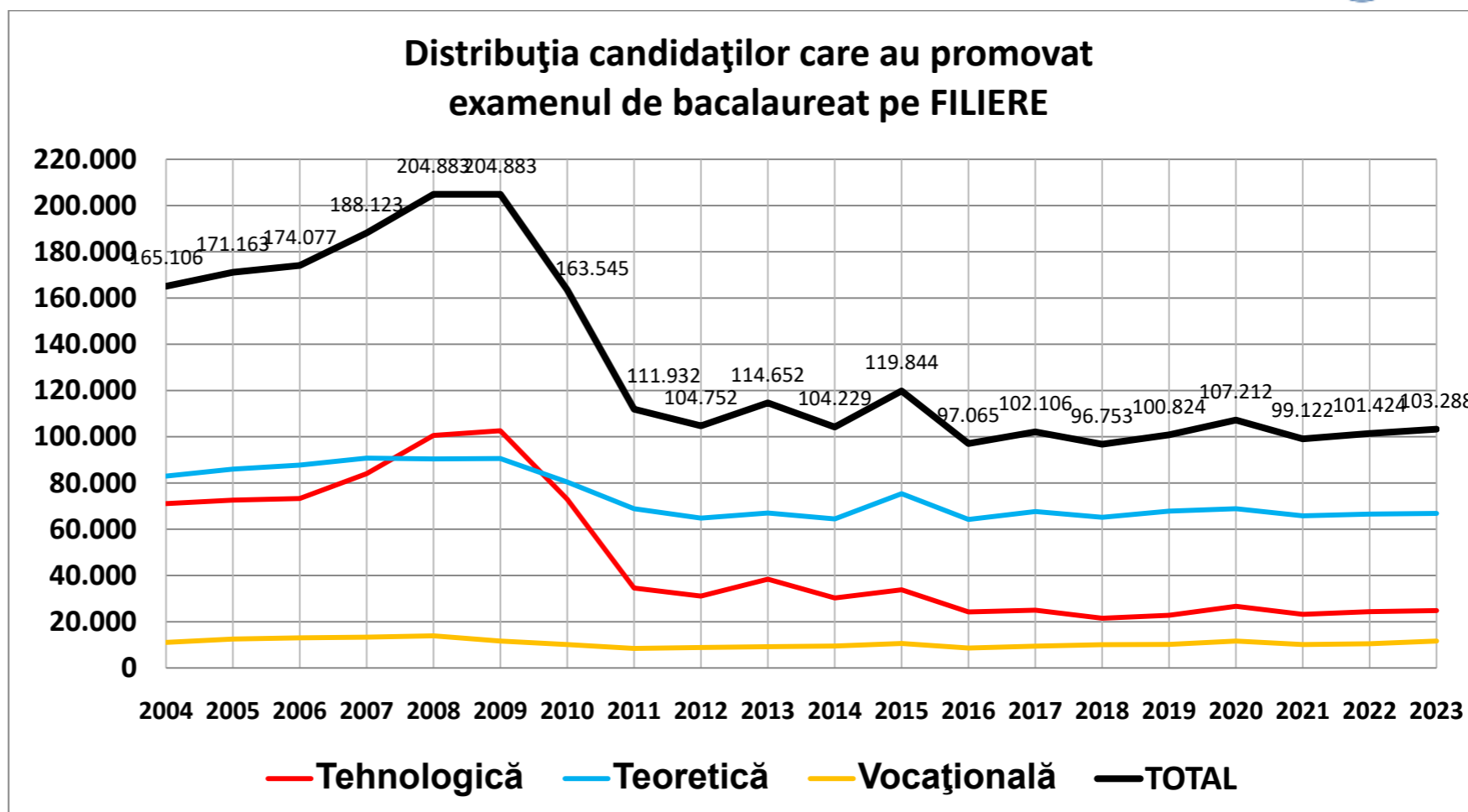
| Rezultate bacalaureat - A DOUA SESIUNE - SINTEZĂ AN - Medii și rată de promovare | | | | | | | | | | | | | | | | | | | |
|--|----------|------------------|----------------|----------------|--------------|----------------|---------------|---------------|----------------|----------------|---------------|---------------|---------------|---------------|--------------|--------------|------------|----------|---------------|
| 2004 | U | 30.850 | 28.116 | 2.333 | 13 | 8.028 | 74 | 1.119 | 20.075 | 4.924 | 5.837 | 4.761 | 2.789 | 1.299 | 387 | 69 | 9 | 0 | 71,40% |
| 2005 | U | 32.399 | 30.357 | 2.026 | 25 | 10.543 | 85 | 1.258 | 19.789 | 5.153 | 5.710 | 4.585 | 2.829 | 1.101 | 331 | 69 | 11 | 0 | 65,19% |
| 2006 | U | 41.868 | 39.095 | 2.772 | 37 | 17.244 | 98 | 1.411 | 21.814 | 5.452 | 6.109 | 5.256 | 3.136 | 1.354 | 401 | 98 | 8 | 0 | 55,80% |
| 2007 | U | 40.756 | 37.866 | 2.890 | 69 | 11.966 | 85 | 1.267 | 25.831 | 6.029 | 6.940 | 6.391 | 3.994 | 1.783 | 572 | 109 | 13 | 0 | 68,22% |
| 2008 | U | 53.699 | 49.475 | 4.224 | 213 | 20.198 | 65 | 1.088 | 29.064 | 5.150 | 6.962 | 7.408 | 5.502 | 2.821 | 988 | 218 | 15 | 0 | 58,74% |
| 2009 | U | 47.872 | 44.840 | 3.032 | 143 | 12.205 | 68 | 1.019 | 32.492 | 5.593 | 7.686 | 8.522 | 6.227 | 3.163 | 1.069 | 214 | 18 | 0 | 72,46% |
| 2010 | U | 67.239 | 61.030 | 6.209 | 132 | 39.520 | 2.728 | 9.073 | 21.378 | 11.473 | 5.894 | 2.596 | 953 | 354 | 90 | 17 | 1 | 0 | 35,03% |
| 2011 | U | 101.692 | 84.302 | 17.390 | 392 | 66.632 | 2.268 | 7.705 | 17.278 | 9.688 | 4.509 | 1.996 | 741 | 274 | 60 | 8 | 2 | 0 | 20,50% |
| 2012 | U | 92.007 | 79.203 | 12.804 | 220 | 58.611 | 2.388 | 8.470 | 20.372 | 11.326 | 5.459 | 2.298 | 899 | 289 | 72 | 23 | 6 | 0 | 25,72% |
| 2013 | U | 80.831 | 66.918 | 13.913 | 297 | 51.910 | 3.301 | 10.317 | 14.711 | 9.173 | 3.479 | 1.331 | 508 | 160 | 40 | 15 | 5 | 0 | 21,98% |
| 2014 | U | 58.062 | 48.285 | 9.777 | 230 | 36.287 | 2.652 | 5.855 | 11.768 | 7.283 | 2.911 | 1.045 | 350 | 123 | 45 | 8 | 3 | 0 | 24,37% |
| 2015 | U | 50.542 | 41.315 | 9.227 | 137 | 30.375 | 1.914 | 5.071 | 10.803 | 6.314 | 2.799 | 1.068 | 417 | 142 | 50 | 11 | 2 | 0 | 26,15% |
| 2016 | U | 39.026 | 32.097 | 6.929 | 83 | 23.626 | 1.714 | 4.350 | 8.388 | 4.764 | 2.291 | 855 | 308 | 118 | 37 | 12 | 3 | 0 | 26,13% |
| 2017 | U | 36.395 | 27.727 | 8.668 | 98 | 19.674 | 1.426 | 3.845 | 7.955 | 4.796 | 1.985 | 765 | 248 | 103 | 40 | 15 | 3 | 0 | 28,69% |
| 2018 | U | 41.784 | 33.180 | 8.604 | 105 | 23.099 | 1.711 | 4.447 | 9.976 | 5.800 | 2.607 | 1.045 | 334 | 143 | 36 | 6 | 5 | 0 | 30,07% |
| 2019 | U | 40.473 | 32.509 | 7.964 | 66 | 21.520 | 1.753 | 4.449 | 10.923 | 6.387 | 2.856 | 1.073 | 411 | 142 | 32 | 20 | 2 | 0 | 33,60% |
| 2020 | U | 39.257 | 31.792 | 7.465 | 151 | 20.693 | 1.330 | 3.624 | 10.948 | 5.856 | 3.002 | 1.286 | 536 | 195 | 54 | 18 | 0 | 1 | 34,44% |
| 2021 | U | 36.078 | 29.789 | 6.289 | 72 | 19.852 | 1.354 | 3.720 | 9.865 | 5.320 | 2.660 | 1.103 | 492 | 194 | 71 | 20 | 5 | 0 | 33,12% |
| 2022 | U | 32.388 | 26.601 | 5.787 | 92 | 16.996 | 1.577 | 4.111 | 9.513 | 5.597 | 2.419 | 899 | 362 | 151 | 58 | 19 | 8 | 0 | 35,76% |
| 2023 | U | 31.594 | 26.676 | 4.918 | 59 | 17.874 | 1.123 | 3.643 | 8.743 | 5.395 | 2.151 | 765 | 282 | 100 | 32 | 16 | 2 | 0 | 32,77% |
| 2004 | R | 2.874 | 2.562 | 307 | 0 | 658 | 8 | 133 | 1.904 | 542 | 616 | 433 | 214 | 76 | 22 | 1 | 0 | 0 | 74,32% |
| 2005 | R | 3.441 | 3.179 | 259 | 2 | 1.241 | 5 | 120 | 1.936 | 567 | 620 | 445 | 205 | 86 | 12 | 1 | 0 | 0 | 60,90% |
| 2006 | R | 3.771 | 3.392 | 379 | 1 | 1.855 | 7 | 118 | 1.536 | 429 | 510 | 367 | 162 | 53 | 10 | 5 | 0 | 0 | 45,28% |
| 2007 | R | 4.363 | 3.989 | 373 | 11 | 1.410 | 3 | 151 | 2.568 | 697 | 761 | 649 | 317 | 115 | 25 | 4 | 0 | 0 | 64,38% |
| 2008 | R | 5.421 | 4.880 | 541 | 16 | 1.893 | 6 | 103 | 2.971 | 566 | 821 | 815 | 503 | 195 | 64 | 7 | 0 | 0 | 60,88% |
| 2009 | R | 3.734 | 3.423 | 311 | 6 | 847 | 5 | 87 | 2.570 | 531 | 743 | 672 | 412 | 163 | 41 | 8 | 0 | 0 | 75,08% |
| 2010 | R | 6.095 | 5.335 | 760 | 16 | 3.519 | 283 | 859 | 1.800 | 1.017 | 449 | 226 | 82 | 20 | 5 | 1 | 0 | 0 | 33,74% |
| 2011 | R | 9.016 | 6.788 | 2.228 | 18 | 5.447 | 184 | 672 | 1.323 | 775 | 339 | 147 | 43 | 17 | 2 | 0 | 0 | 0 | 19,49% |
| 2012 | R | 7.435 | 5.944 | 1.491 | 19 | 4.594 | 199 | 690 | 1.331 | 757 | 341 | 161 | 53 | 15 | 3 | 1 | 0 | 0 | 22,39% |
| 2013 | R | 7.259 | 5.558 | 1.701 | 20 | 4.657 | 213 | 664 | 881 | 570 | 189 | 85 | 29 | 5 | 2 | 1 | 0 | 0 | 15,85% |
| 2014 | R | 5.329 | 4.115 | 1.214 | 18 | 3.407 | 194 | 426 | 690 | 468 | 150 | 44 | 20 | 2 | 5 | 0 | 1 | 0 | 16,77% |
| 2015 | R | 4.584 | 3.455 | 1.129 | 17 | 2.747 | 156 | 361 | 691 | 413 | 197 | 59 | 18 | 4 | 0 | 0 | 0 | 0 | 20,00% |
| 2016 | R | 3.271 | 2.482 | 789 | 9 | 1.963 | 113 | 293 | 510 | 310 | 132 | 47 | 15 | 3 | 2 | 1 | 0 | 0 | 20,55% |
| 2017 | R | 3.056 | 2.129 | 927 | 12 | 1.608 | 89 | 248 | 509 | 315 | 130 | 49 | 10 | 2 | 3 | 0 | 0 | 0 | 23,91% |
| 2018 | R | 3.336 | 2.465 | 871 | 14 | 1.837 | 98 | 320 | 614 | 386 | 129 | 73 | 16 | 8 | 2 | 0 | 0 | 0 | 24,91% |
| 2019 | R | 3.055 | 2.295 | 760 | 4 | 1.606 | 119 | 289 | 685 | 414 | 181 | 63 | 20 | 6 | 1 | 0 | 0 | 0 | 29,85% |
| 2020 | R | 3.490 | 2.671 | 819 | 20 | 1.857 | 108 | 304 | 794 | 469 | 202 | 88 | 25 | 9 | 1 | 0 | 0 | 0 | 29,73% |
| 2021 | R | 2.871 | 2.254 | 617 | 5 | 1.583 | 100 | 271 | 666 | 365 | 195 | 66 | 26 | 12 | 2 | 0 | 0 | 0 | 29,55% |
| 2022 | R | 2.435 | 1.902 | 533 | 20 | 1.303 | 103 | 275 | 579 | 349 | 140 | 56 | 27 | 4 | 3 | 0 | 0 | 0 | 30,44% |
| 2023 | R | 2.380 | 1.885 | 495 | 8 | 1.336 | 84 | 252 | 541 | 319 | 150 | 43 | 23 | 5 | 1 | 0 | 0 | 0 | 28,70% |
| TOTAL | U | 994.812 | 851.173 | 143.221 | 2.634 | 526.853 | 27.714 | 85.842 | 321.686 | 131.473 | 84.266 | 55.048 | 31.318 | 14.009 | 4.465 | 985 | 121 | 1 | 37,79% |
| TOTAL | R | 87.216 | 70.703 | 16.504 | 236 | 45.368 | 2.077 | 6.636 | 25.099 | 10.259 | 6.995 | 4.588 | 2.220 | 800 | 206 | 30 | 1 | 0 | 35,50% |
| TOTAL | | 1.082.028 | 921.876 | 159.725 | 2.870 | 572.221 | 29.791 | 92.478 | 346.785 | 141.732 | 91.261 | 59.636 | 33.538 | 14.809 | 4.671 | 1.015 | 122 | 1 | 37,62% |

| Rata de promovare pe filieră - SESIUNEA I | | | | |
|---|-------------|-----------|-------------|-------|
| An | Tehnologică | Teoretică | Vocațională | TOTAL |
| 2004 | 74,9% | 91,9% | 94,4% | 84,6% |
| 2005 | 77,1% | 90,4% | 91,5% | 84,7% |
| 2006 | 70,4% | 88,5% | 88,9% | 80,5% |
| 2007 | 73,3% | 89,4% | 89,4% | 82,1% |
| 2008 | 68,3% | 88,4% | 92,3% | 78,3% |
| 2009 | 72,9% | 90,0% | 93,2% | 81,5% |
| 2010 | 53,6% | 85,4% | 94,9% | 69,3% |
| 2011 | 22,3% | 71,3% | 74,0% | 45,7% |
| 2012 | 20,4% | 68,8% | 67,9% | 44,4% |
| 2013 | 34,9% | 77,6% | 68,0% | 56,4% |
| 2014 | 38,7% | 77,2% | 67,8% | 60,6% |
| 2015 | 47,0% | 81,9% | 71,4% | 67,8% |
| 2016 | 44,2% | 82,2% | 71,3% | 68,1% |
| 2017 | 50,2% | 85,2% | 74,0% | 72,9% |
| 2018 | 42,7% | 83,2% | 73,5% | 69,7% |
| 2019 | 41,9% | 83,5% | 68,8% | 69,1% |
| 2020 | 39,5% | 80,2% | 70,2% | 64,5% |
| 2021 | 46,2% | 82,4% | 70,3% | 69,8% |
| 2022 | 53,5% | 86,6% | 72,0% | 75,2% |
| 2023 | 54,2% | 86,0% | 73,4% | 75,0% |

| Rata de promovare pe filieră - SESIUNEA II | | | | |
|--|-------------|-----------|-------------|-------|
| An | Tehnologică | Teoretică | Vocațională | TOTAL |
| 2004 | 70,3% | 73,7% | 86,5% | 71,6% |
| 2005 | 61,2% | 70,4% | 81,1% | 64,8% |
| 2006 | 51,6% | 59,7% | 77,7% | 55,0% |
| 2007 | 66,3% | 69,6% | 82,8% | 67,9% |
| 2008 | 56,7% | 64,2% | 76,0% | 58,9% |
| 2009 | 70,5% | 78,1% | 88,1% | 72,6% |
| 2010 | 32,1% | 43,7% | 67,2% | 34,9% |
| 2011 | 16,0% | 30,6% | 48,4% | 20,4% |
| 2012 | 20,4% | 35,7% | 43,5% | 25,5% |
| 2013 | 17,5% | 30,7% | 32,2% | 21,5% |
| 2014 | 19,4% | 30,1% | 33,5% | 23,8% |
| 2015 | 20,5% | 33,8% | 31,5% | 25,7% |
| 2016 | 22,7% | 30,2% | 27,7% | 25,7% |
| 2017 | 25,2% | 32,0% | 32,9% | 28,3% |
| 2018 | 26,2% | 34,0% | 34,1% | 29,7% |
| 2019 | 29,9% | 37,0% | 40,2% | 33,4% |
| 2020 | 28,6% | 40,7% | 42,8% | 34,1% |
| 2021 | 27,0% | 40,4% | 37,6% | 32,9% |
| 2022 | 31,3% | 41,1% | 38,5% | 35,4% |
| 2023 | 28,0% | 37,9% | 37,5% | 32,5% |



| TOTAL Abosolvenți pe filieră | | | | |
|------------------------------|----------------|------------------|----------------|------------------|
| An | Tehnologică | Teoretică | Vocațională | TOTAL |
| 2004 | 71.113 | 82.959 | 11.034 | 165.106 |
| 2005 | 72.613 | 86.016 | 12.534 | 171.163 |
| 2006 | 73.308 | 87.718 | 13.051 | 174.077 |
| 2007 | 84.007 | 90.770 | 13.346 | 188.123 |
| 2008 | 100.547 | 90.438 | 13.898 | 204.883 |
| 2009 | 102.623 | 90.605 | 11.655 | 204.883 |
| 2010 | 73.021 | 80.408 | 10.116 | 163.545 |
| 2011 | 34.566 | 68.900 | 8.466 | 111.932 |
| 2012 | 31.094 | 64.826 | 8.832 | 104.752 |
| 2013 | 38.413 | 67.020 | 9.219 | 114.652 |
| 2014 | 30.256 | 64.456 | 9.517 | 104.229 |
| 2015 | 33.844 | 75.410 | 10.590 | 119.844 |
| 2016 | 24.249 | 64.208 | 8.608 | 97.065 |
| 2017 | 25.016 | 67.644 | 9.446 | 102.106 |
| 2018 | 21.486 | 65.190 | 10.077 | 96.753 |
| 2019 | 22.796 | 67.843 | 10.185 | 100.824 |
| 2020 | 26.661 | 68.897 | 11.654 | 107.212 |
| 2021 | 23.193 | 65.818 | 10.111 | 99.122 |
| 2022 | 24.377 | 66.580 | 10.467 | 101.424 |
| 2023 | 24.831 | 66.831 | 11.626 | 103.288 |
| TOTAL | 938.014 | 1.482.537 | 214.432 | 2.634.983 |
| 2004 | 43,1% | 50,2% | 6,7% | |
| 2005 | 42,4% | 50,3% | 7,3% | |
| 2006 | 42,1% | 50,4% | 7,5% | |
| 2007 | 44,7% | 48,3% | 7,1% | |
| 2008 | 49,1% | 44,1% | 6,8% | |
| 2009 | 50,1% | 44,2% | 5,7% | |
| 2010 | 44,6% | 49,2% | 6,2% | |
| 2011 | 30,9% | 61,6% | 7,6% | |
| 2012 | 29,7% | 61,9% | 8,4% | |
| 2013 | 33,5% | 58,5% | 8,0% | |
| 2014 | 29,0% | 61,8% | 9,1% | |
| 2015 | 28,2% | 62,9% | 8,8% | |
| 2016 | 25,0% | 66,1% | 8,9% | |
| 2017 | 24,5% | 66,2% | 9,3% | |
| 2018 | 22,2% | 67,4% | 10,4% | |
| 2019 | 22,6% | 67,3% | 10,1% | |
| 2020 | 24,9% | 64,3% | 10,9% | |
| 2021 | 23,4% | 66,4% | 10,2% | |
| 2022 | 24,0% | 65,6% | 10,3% | |
| 2023 | 24,0% | 64,7% | 11,3% | |
| TOTAL | 35,6% | 56,3% | 8,1% | |



| Rata de promovare cumulată pe filieră | | | | | | | | | | | | |
|--|----------|---------|-----------|-----------|---------|-----------|-------------|---------|-----------|-------------|---------|-----------|
| An | TOTAL | | | Teoretică | | | Vocațională | | | Tehnologică | | |
| | Prezenți | Reușiți | Promovab. | Prezenți | Reușiți | Promovab. | Prezenți | Reușiți | Promovab. | Prezenți | Reușiți | Promovab. |
| 2004 | 177.457 | 165.106 | 93,04% | 86.092 | 82.959 | 96,36% | 11.234 | 11.034 | 98,22% | 80.131 | 71.113 | 88,75% |
| 2005 | 185.771 | 171.163 | 92,14% | 89.902 | 86.016 | 95,68% | 12.871 | 12.534 | 97,38% | 82.998 | 72.613 | 87,49% |
| 2006 | 196.917 | 174.077 | 88,40% | 93.720 | 87.718 | 93,60% | 13.492 | 13.051 | 96,73% | 89.705 | 73.308 | 81,72% |
| 2007 | 205.617 | 188.123 | 91,49% | 95.558 | 90.770 | 94,99% | 13.729 | 13.346 | 97,21% | 96.330 | 84.007 | 87,21% |
| 2008 | 232.692 | 204.883 | 88,05% | 96.093 | 90.438 | 94,12% | 14.306 | 13.898 | 97,15% | 122.293 | 100.547 | 82,22% |
| 2009 | 222.212 | 204.883 | 92,20% | 93.936 | 90.605 | 96,45% | 11.826 | 11.655 | 98,55% | 116.450 | 102.623 | 88,13% |
| 2010 | 214.513 | 163.545 | 76,24% | 89.686 | 80.408 | 89,66% | 10.379 | 10.116 | 97,47% | 114.448 | 73.021 | 63,80% |
| 2011 | 215.038 | 111.932 | 52,05% | 89.356 | 68.900 | 77,11% | 9.977 | 8.466 | 84,86% | 115.705 | 34.566 | 29,87% |
| 2012 | 202.017 | 104.752 | 51,85% | 85.284 | 64.826 | 76,01% | 11.409 | 8.832 | 77,41% | 105.324 | 31.094 | 29,52% |
| 2013 | 197.270 | 114.652 | 58,12% | 83.605 | 67.020 | 80,16% | 12.546 | 9.219 | 73,48% | 101.119 | 38.413 | 37,99% |
| 2014 | 166.414 | 104.229 | 62,63% | 80.943 | 64.456 | 79,63% | 13.027 | 9.517 | 73,06% | 72.444 | 30.256 | 41,76% |
| 2015 | 173.792 | 119.844 | 68,96% | 89.963 | 75.410 | 83,82% | 14.165 | 10.590 | 74,76% | 69.664 | 33.844 | 48,58% |
| 2016 | 139.875 | 97.065 | 69,39% | 76.851 | 64.208 | 83,55% | 11.753 | 8.608 | 73,24% | 51.271 | 24.249 | 47,30% |
| 2017 | 138.251 | 102.106 | 73,86% | 78.514 | 67.644 | 86,16% | 12.417 | 9.446 | 76,07% | 47.320 | 25.016 | 52,87% |
| 2018 | 135.364 | 96.753 | 71,48% | 76.858 | 65.190 | 84,82% | 13.234 | 10.077 | 76,14% | 45.272 | 21.486 | 47,46% |
| 2019 | 137.636 | 100.824 | 73,25% | 78.670 | 67.843 | 86,24% | 13.432 | 10.185 | 75,83% | 45.534 | 22.796 | 50,06% |
| 2020 | 154.320 | 107.212 | 69,47% | 81.840 | 68.897 | 84,18% | 15.108 | 11.654 | 77,14% | 57.372 | 26.661 | 46,47% |
| 2021 | 135.445 | 99.122 | 73,18% | 76.678 | 65.818 | 85,84% | 13.347 | 10.111 | 75,75% | 45.420 | 23.193 | 51,06% |
| 2022 | 130.621 | 101.424 | 77,65% | 75.034 | 66.580 | 88,73% | 13.574 | 10.467 | 77,11% | 42.013 | 24.377 | 58,02% |
| 2023 | 133.571 | 103.288 | 77,33% | 75.850 | 66.831 | 88,11% | 14.927 | 11.626 | 77,89% | 42.794 | 24.831 | 58,02% |
| Rata de promovare cumulată pe filieră - promoție curentă | | | | | | | | | | | | |
| 2004 | 164.235 | 155.665 | 94,78% | 81.773 | 79.732 | 97,50% | 10.878 | 10.743 | 98,76% | 71.496 | 65.190 | 91,18% |
| 2005 | 171.449 | 161.103 | 93,97% | 85.523 | 82.840 | 96,86% | 12.635 | 12.337 | 97,64% | 73.195 | 65.926 | 90,07% |
| 2006 | 178.415 | 163.124 | 91,43% | 88.723 | 84.696 | 95,46% | 13.069 | 12.721 | 97,34% | 76.478 | 65.707 | 85,92% |
| 2007 | 180.150 | 169.840 | 94,28% | 88.068 | 85.295 | 96,85% | 13.202 | 12.911 | 97,80% | 81.972 | 71.634 | 87,39% |
| 2008 | 212.309 | 191.872 | 90,37% | 90.281 | 86.603 | 95,93% | 13.911 | 13.610 | 97,84% | 109.405 | 91.659 | 83,78% |
| 2009 | 195.973 | 185.001 | 94,40% | 87.707 | 85.764 | 97,78% | 11.361 | 11.247 | 99,00% | 98.389 | 87.990 | 89,43% |
| 2010 | 197.798 | 157.095 | 79,42% | 85.287 | 78.230 | 91,73% | 10.194 | 9.986 | 97,96% | 104.306 | 68.879 | 66,04% |
| 2011 | 181.955 | 104.792 | 57,59% | 82.157 | 66.616 | 81,08% | 9.717 | 8.329 | 85,72% | 93.202 | 29.847 | 32,02% |
| 2012 | 154.574 | 91.267 | 59,04% | 73.518 | 60.416 | 82,18% | 10.294 | 8.275 | 80,39% | 73.397 | 22.576 | 30,76% |
| 2013 | 152.445 | 98.093 | 64,35% | 71.706 | 61.767 | 86,14% | 10.986 | 8.637 | 78,62% | 70.357 | 27.689 | 39,36% |
| 2014 | 131.571 | 93.434 | 71,01% | 71.943 | 61.282 | 85,18% | 11.239 | 8.763 | 77,97% | 48.328 | 23.389 | 48,40% |
| 2015 | 145.970 | 110.558 | 75,74% | 81.513 | 72.150 | 88,51% | 12.345 | 9.871 | 79,96% | 52.112 | 28.537 | 54,76% |
| 2016 | 116.029 | 89.692 | 77,30% | 69.632 | 61.792 | 88,74% | 9.915 | 7.870 | 79,37% | 36.482 | 20.030 | 54,90% |
| 2017 | 116.628 | 94.233 | 80,80% | 71.422 | 64.904 | 90,87% | 10.601 | 8.653 | 81,62% | 34.605 | 20.676 | 59,75% |
| 2018 | 115.983 | 90.909 | 78,38% | 70.508 | 63.122 | 89,52% | 11.491 | 9.367 | 81,52% | 33.984 | 18.420 | 54,20% |
| 2019 | 116.790 | 93.507 | 80,06% | 71.665 | 65.154 | 90,91% | 11.561 | 9.436 | 81,62% | 33.564 | 18.917 | 56,36% |
| 2020 | 122.168 | 95.494 | 78,17% | 71.915 | 65.071 | 90,48% | 12.313 | 10.308 | 83,72% | 37.940 | 20.115 | 53,02% |
| 2021 | 114.216 | 90.919 | 79,60% | 70.062 | 63.159 | 90,15% | 11.649 | 9.422 | 80,88% | 32.505 | 18.338 | 56,42% |
| 2022 | 112.869 | 93.784 | 83,09% | 69.285 | 64.013 | 92,39% | 12.043 | 9.840 | 81,71% | 31.541 | 19.931 | 63,19% |
| 2023 | 115.761 | 96.211 | 83,11% | 70.344 | 64.664 | 91,93% | 13.228 | 10.869 | 82,17% | 32.189 | 20.678 | 64,24% |
| Rata de promovare cumulată pe filieră - promoții anterioare | | | | | | | | | | | | |
| 2004 | 13.222 | 9.441 | 71,40% | 4.319 | 3.227 | 74,72% | 356 | 291 | 81,74% | 8.547 | 5.923 | 69,30% |
| 2005 | 14.322 | 10.060 | 70,24% | 4.379 | 3.176 | 72,53% | 236 | 197 | 83,47% | 9.707 | 6.687 | 68,89% |
| 2006 | 18.502 | 10.953 | 59,20% | 4.997 | 3.022 | 60,48% | 423 | 330 | 78,01% | 13.082 | 7.601 | 58,10% |
| 2007 | 25.467 | 18.283 | 71,79% | 7.490 | 5.475 | 73,10% | 527 | 435 | 82,54% | 17.450 | 12.373 | 70,91% |
| 2008 | 20.383 | 13.011 | 63,83% | 5.812 | 3.835 | 65,98% | 395 | 288 | 72,91% | 14.176 | 8.888 | 62,70% |
| 2009 | 26.239 | 19.882 | 75,77% | 6.229 | 4.841 | 77,72% | 465 | 408 | 87,74% | 19.545 | 14.633 | 74,87% |
| 2010 | 16.715 | 6.450 | 38,59% | 4.399 | 2.178 | 49,51% | 185 | 130 | 70,27% | 12.131 | 4.142 | 34,14% |
| 2011 | 33.083 | 7.140 | 21,58% | 7.199 | 2.284 | 31,73% | 260 | 137 | 52,69% | 25.624 | 4.719 | 18,42% |
| 2012 | 47.443 | 13.485 | 28,42% | 11.766 | 4.410 | 37,48% | 1.115 | 557 | 49,96% | 34.562 | 8.518 | 24,65% |
| 2013 | 44.825 | 16.559 | 36,94% | 11.899 | 5.253 | 44,15% | 1.560 | 582 | 37,31% | 31.366 | 10.724 | 34,19% |
| 2014 | 34.843 | 10.795 | 30,98% | 9.000 | 3.174 | 35,27% | 1.788 | 754 | 42,17% | 24.055 | 6.867 | 28,55% |
| 2015 | 27.822 | 9.286 | 33,38% | 8.450 | 3.260 | 38,58% | 1.820 | 719 | 39,51% | 17.552 | 5.307 | 30,24% |
| 2016 | 23.846 | 7.373 | 30,92% | 7.219 | 2.416 | 33,47% | 1.838 | 738 | 40,15% | 14.789 | 4.219 | 28,53% |
| 2017 | 21.623 | 7.873 | 36,41% | 7.092 | 2.740 | 38,64% | 1.816 | 793 | 43,67% | 12.715 | 4.340 | 34,13% |
| 2018 | 19.381 | 5.844 | 30,15% | 6.350 | 2.068 | 32,57% | 1.743 | 710 | 40,73% | 11.288 | 3.066 | 27,16% |
| 2019 | 20.846 | 7.317 | 35,10% | 7.005 | 2.689 | 38,39% | 1.871 | 749 | 40,03% | 11.970 | 3.879 | 32,41% |
| 2020 | 32.152 | 11.718 | 36,45% | 9.925 | 3.826 | 38,55% | 2.795 | 1.346 | 48,16% | 19.432 | 6.546 | 33,69% |
| 2021 | 21.229 | 8.203 | 38,64% | 6.616 | 2.659 | 40,19% | 1.698 | 689 | 40,58% | 12.915 | 4.855 | 37,59% |
| 2022 | 17.752 | 7.640 | 43,04% | 5.749 | 2.567 | 44,65% | 1.531 | 627 | 40,95% | 10.472 | 4.446 | 42,46% |
| 2023 | 17.810 | 7.077 | 39,74% | 5.506 | 2.167 | 39,36% | 1.699 | 757 | 44,56% | 10.605 | 4.153 | 39,16% |

| Rata de promovare pe județ după ambele sesiuni | | | | | | | | | | | |
|--|--------------------|-------------------|-------------------|--------------------|--------------------|-------------------|-------------------|------------------|--------------------|-------------------|-------------------|
| Toți candidații | | | | Seria curentă 2023 | | | | Serii anterioare | | | |
| Județ | Candidați prezenți | Candidați reușiți | Rată de promovare | Județ | Candidați prezenți | Candidați reușiți | Rată de promovare | Județ | Candidați prezenți | Candidați reușiți | Rată de promovare |
| CJ | 4.459 | 3.790 | 85,0% | CJ | 4.023 | 3.595 | 89,4% | AG | 598 | 330 | 55,2% |
| BR | 1.767 | 1.484 | 84,0% | BR | 1.565 | 1.386 | 88,6% | CS | 394 | 194 | 49,2% |
| IS | 5.487 | 4.548 | 82,9% | AB | 2.011 | 1.770 | 88,0% | BR | 202 | 98 | 48,5% |
| BC | 3.911 | 3.227 | 82,5% | BV | 2.959 | 2.604 | 88,0% | TR | 389 | 177 | 45,5% |
| AG | 4.269 | 3.518 | 82,4% | IS | 4.952 | 4.329 | 87,4% | CJ | 436 | 195 | 44,7% |
| AB | 2.270 | 1.869 | 82,3% | AG | 3.671 | 3.188 | 86,8% | GL | 395 | 174 | 44,1% |
| NT | 3.217 | 2.647 | 82,3% | BC | 3.528 | 3.061 | 86,8% | SB | 256 | 111 | 43,4% |
| BV | 3.381 | 2.776 | 82,1% | GL | 3.004 | 2.604 | 86,7% | BC | 383 | 166 | 43,3% |
| GL | 3.399 | 2.778 | 81,7% | NT | 2.917 | 2.524 | 86,5% | BT | 279 | 120 | 43,0% |
| SB | 2.544 | 2.075 | 81,6% | B | 15.109 | 13.035 | 86,3% | SV | 506 | 216 | 42,7% |
| B | 17.212 | 13.880 | 80,6% | SB | 2.288 | 1.964 | 85,8% | PH | 661 | 280 | 42,4% |
| PH | 5.421 | 4.353 | 80,3% | PH | 4.760 | 4.073 | 85,6% | TM | 712 | 298 | 41,9% |
| SV | 5.227 | 4.172 | 79,8% | HD | 2.009 | 1.715 | 85,4% | CT | 627 | 261 | 41,6% |
| CT | 4.878 | 3.877 | 79,5% | TM | 3.550 | 3.026 | 85,2% | BH | 436 | 181 | 41,5% |
| BZ | 2.699 | 2.130 | 78,9% | CT | 4.251 | 3.616 | 85,1% | BZ | 251 | 104 | 41,4% |
| BH | 3.685 | 2.900 | 78,7% | SV | 4.721 | 3.956 | 83,8% | BN | 247 | 102 | 41,3% |
| BN | 1.930 | 1.510 | 78,2% | BH | 3.249 | 2.719 | 83,7% | AR | 478 | 196 | 41,0% |
| TM | 4.262 | 3.324 | 78,0% | BN | 1.683 | 1.408 | 83,7% | NT | 300 | 123 | 41,0% |
| HD | 2.390 | 1.854 | 77,6% | VL | 2.114 | 1.766 | 83,5% | IS | 535 | 219 | 40,9% |
| VL | 2.481 | 1.903 | 76,7% | BZ | 2.448 | 2.026 | 82,8% | BV | 422 | 172 | 40,8% |
| VN | 2.202 | 1.688 | 76,7% | VN | 1.928 | 1.591 | 82,5% | B | 2.103 | 845 | 40,2% |
| BT | 2.804 | 2.122 | 75,7% | DJ | 3.412 | 2.790 | 81,8% | DB | 416 | 165 | 39,7% |
| DJ | 3.998 | 3.014 | 75,4% | SM | 1.718 | 1.399 | 81,4% | SJ | 196 | 75 | 38,3% |
| SM | 1.964 | 1.477 | 75,2% | AR | 2.310 | 1.870 | 81,0% | DJ | 586 | 224 | 38,2% |
| AR | 2.788 | 2.066 | 74,1% | MM | 2.950 | 2.370 | 80,3% | AB | 259 | 99 | 38,2% |
| VS | 2.544 | 1.874 | 73,7% | BT | 2.525 | 2.002 | 79,3% | VS | 268 | 102 | 38,1% |
| MM | 3.497 | 2.572 | 73,5% | IL | 1.341 | 1.063 | 79,3% | CL | 272 | 102 | 37,5% |
| IL | 1.552 | 1.132 | 72,9% | OT | 2.034 | 1.605 | 78,9% | VL | 367 | 137 | 37,3% |
| SJ | 1.522 | 1.108 | 72,8% | TL | 1.009 | 796 | 78,9% | MM | 547 | 202 | 36,9% |
| DB | 3.018 | 2.176 | 72,1% | GJ | 2.223 | 1.745 | 78,5% | HD | 381 | 139 | 36,5% |
| OT | 2.393 | 1.725 | 72,1% | CS | 1.286 | 1.009 | 78,5% | GR | 238 | 86 | 36,1% |
| TL | 1.202 | 864 | 71,9% | SJ | 1.326 | 1.033 | 77,9% | VN | 274 | 97 | 35,4% |
| CS | 1.680 | 1.203 | 71,6% | VS | 2.276 | 1.772 | 77,9% | TL | 193 | 68 | 35,2% |
| MS | 3.514 | 2.488 | 70,8% | DB | 2.602 | 2.011 | 77,3% | IF | 313 | 110 | 35,1% |
| CV | 1.247 | 858 | 68,8% | MS | 3.023 | 2.317 | 76,6% | MS | 491 | 171 | 34,8% |
| TR | 1.937 | 1.324 | 68,4% | CL | 1.148 | 863 | 75,2% | OT | 359 | 120 | 33,4% |
| CL | 1.420 | 965 | 68,0% | CV | 1.082 | 806 | 74,5% | IL | 211 | 69 | 32,7% |
| GJ | 2.985 | 1.989 | 66,6% | TR | 1.548 | 1.147 | 74,1% | GJ | 762 | 244 | 32,0% |
| HR | 2.163 | 1.416 | 65,5% | MH | 1.411 | 1.025 | 72,6% | SM | 246 | 78 | 31,7% |
| GR | 1.234 | 789 | 63,9% | HR | 1.863 | 1.328 | 71,3% | CV | 165 | 52 | 31,5% |
| MH | 1.767 | 1.112 | 62,9% | GR | 996 | 703 | 70,6% | HR | 300 | 88 | 29,3% |
| IF | 1.251 | 711 | 56,8% | IF | 938 | 601 | 64,1% | MH | 356 | 87 | 24,4% |
| TOTAL | 133.571 | 103.288 | 77,3% | TOTAL | 115.761 | 96.211 | 83,1% | TOTAL | 17.810 | 7.077 | 39,7% |

| | Rată de promovare după o sesiune | Rată de promovare după 2 sesiuni | Rată de promovare după 3 sesiuni | Rată de promovare după 4 sesiuni | Rată de promovare după 5 sesiuni | Rată de promovare după 6 sesiuni |
|------|----------------------------------|----------------------------------|----------------------------------|----------------------------------|----------------------------------|----------------------------------|
| 2004 | 85,9% | 95,3% (+9,3%) | 96,5% (+1,3%) | 97,0% (+0,5%) | 97,2% (+0,2%) | 97,3% (+0,1%) |
| 2005 | 86,0% | 94,9% (+9,0%) | 96,3% (+1,4%) | 96,9% (+0,6%) | 97,2% (+0,3%) | 97,5% (+0,2%) |
| 2006 | 82,5% | 92,5% (+10,1%) | 95,0% (+2,5%) | 96,2% (+1,2%) | 96,5% (+0,3%) | 96,8% (+0,3%) |
| 2007 | 84,6% | 95,1% (+10,5%) | 96,4% (+1,3%) | 97,2% (+0,8%) | 97,5% (+0,3%) | 97,8% (+0,3%) |
| 2008 | 80,7% | 91,9% (+11,2%) | 94,6% (+2,7%) | 95,9% (+1,3%) | 96,0% (+0,1%) | 96,1% (+0,1%) |
| 2009 | 83,9% | 95,7% (+11,7%) | 96,2% (+0,5%) | 96,5% (+0,3%) | 96,6% (+0,1%) | 96,6% (+0,0%) |
| 2010 | 71,8% | 81,2% (+9,4%) | 82,8% (+1,6%) | 83,5% (+0,7%) | 83,9% (+0,3%) | 84,1% (+0,3%) |
| 2011 | 50,4% | 59,3% (+8,9%) | 62,6% (+3,4%) | 64,8% (+2,2%) | 66,2% (+1,4%) | 66,8% (+0,6%) |
| 2012 | 51,5% | 61,9% (+10,4%) | 66,9% (+5,0%) | 68,6% (+1,7%) | 69,6% (+1,0%) | 70,1% (+0,5%) |
| 2013 | 63,1% | 70,0% (+6,8%) | 72,4% (+2,4%) | 73,5% (+1,1%) | 74,2% (+0,7%) | 74,6% (+0,4%) |
| 2014 | 69,1% | 75,3% (+6,3%) | 77,8% (+2,4%) | 78,7% (+1,0%) | 79,3% (+0,6%) | 79,5% (+0,3%) |
| 2015 | 74,2% | 79,5% (+5,4%) | 81,2% (+1,7%) | 81,8% (+0,6%) | 82,4% (+0,5%) | 82,6% (+0,3%) |
| 2016 | 75,6% | 80,7% (+5,2%) | 82,7% (+1,9%) | 83,4% (+0,8%) | 83,8% (+0,3%) | 84,1% (+0,3%) |
| 2017 | 79,2% | 83,6% (+4,4%) | 84,7% (+1,2%) | 85,5% (+0,7%) | 85,9% (+0,4%) | 86,1% (+0,3%) |
| 2018 | 74,7% | 81,0% (+6,3%) | 82,9% (+1,9%) | 83,8% (+0,9%) | 84,7% (+0,9%) | 85,1% (+0,4%) |
| 2019 | 75,5% | 82,5% (+7,1%) | 85,1% (+2,6%) | 86,2% (+1,1%) | 86,7% (+0,5%) | 87,0% (+0,3%) |
| 2020 | 72,9% | 78,9% (+6,0%) | 80,5% (+1,6%) | 81,2% (+0,7%) | 81,7% (+0,5%) | 82,0% (+0,3%) |
| 2021 | 75,7% | 81,9% (+6,1%) | 83,6% (+1,7%) | 84,3% (+0,8%) | 84,8% (+0,4%) | 85,0% (+0,3%) |
| 2022 | 80,0% | 85,6% (+5,6%) | 87,0% (+1,4%) | 87,6% (+0,6%) | | |
| 2023 | 80,5% | 85,8% (+5,3%) | | | | |

| | Revenire după o sesiune* | Revenire după 2 sesiuni** |
|------|--------------------------|---------------------------|
| 2004 | 88,3% | 61,1% |
| 2005 | 91,4% | 67,5% |
| 2006 | 92,6% | 66,1% |
| 2007 | 92,1% | 72,3% |
| 2008 | 91,6% | 70,2% |
| 2009 | 93,2% | 60,2% |
| 2010 | 89,8% | 59,7% |
| 2011 | 76,6% | 55,2% |
| 2012 | 73,9% | 52,1% |
| 2013 | 69,6% | 45,4% |
| 2014 | 67,6% | 46,3% |
| 2015 | 63,7% | 45,0% |
| 2016 | 63,3% | 47,5% |
| 2017 | 60,7% | 45,8% |
| 2018 | 66,7% | 51,4% |
| 2019 | 69,4% | 65,1% |
| 2020 | 58,8% | 45,8% |
| 2021 | 64,2% | 44,9% |
| 2022 | 66,4% | 48,8% |
| 2023 | 69,3% | |

* Procente calculate relativ la numărul celor rămași nepromovați după **prima** sesiune de bacalaureat.

** Procente calculate relativ la numărul celor rămași nepromovați după **a doua** sesiune de bacalaureat.

| An | Prezenți la prima sesiune din anul respectiv | Respinsi la prima sesiune din anul respectiv | din care reușiți ulterior | din care | | din care reușiți ulterior % | din care | |
|------|--|--|---------------------------|--|---------------------------------|-----------------------------|--|-----------------------------------|
| | | | | reușiți la a doua sesiune din anul respectiv | reușiți la o sesiune din alt an | | % reușiți la a doua sesiune din anul respectiv | % reușiți la o sesiune din alt an |
| 2004 | 160.922 | 22.657 | 19.119 | 15.019 | 4.100 | 84,4% | 66,3% | 18,1% |
| 2005 | 168.232 | 23.609 | 20.213 | 15.076 | 5.137 | 85,6% | 63,9% | 21,8% |
| 2006 | 175.968 | 30.857 | 26.200 | 17.727 | 8.473 | 84,9% | 57,4% | 27,5% |
| 2007 | 177.496 | 27.323 | 23.699 | 18.679 | 5.020 | 86,7% | 68,4% | 18,4% |
| 2008 | 206.015 | 39.777 | 32.116 | 23.102 | 9.014 | 80,7% | 58,1% | 22,7% |
| 2009 | 189.179 | 30.387 | 24.255 | 22.221 | 2.034 | 79,8% | 73,1% | 6,7% |
| 2010 | 190.873 | 53.782 | 25.322 | 17.909 | 7.413 | 47,1% | 33,3% | 13,8% |
| 2011 | 176.708 | 87.679 | 32.651 | 15.682 | 16.969 | 37,2% | 17,9% | 19,4% |
| 2012 | 146.559 | 71.047 | 29.942 | 15.212 | 14.730 | 42,1% | 21,4% | 20,7% |
| 2013 | 138.162 | 50.960 | 18.014 | 9.450 | 8.564 | 35,3% | 18,5% | 16,8% |
| 2014 | 122.596 | 37.941 | 14.784 | 7.719 | 7.065 | 39,0% | 20,3% | 18,6% |
| 2015 | 137.482 | 35.533 | 13.551 | 7.377 | 6.174 | 38,1% | 20,8% | 17,4% |
| 2016 | 109.974 | 26.883 | 10.939 | 5.670 | 5.269 | 40,7% | 21,1% | 19,6% |
| 2017 | 111.547 | 23.235 | 9.081 | 4.925 | 4.156 | 39,1% | 21,2% | 17,9% |
| 2018 | 111.321 | 28.177 | 12.717 | 7.046 | 5.671 | 45,1% | 25,0% | 20,1% |
| 2019 | 112.394 | 27.561 | 13.618 | 7.924 | 5.694 | 49,4% | 28,8% | 20,7% |
| 2020 | 120.725 | 32.774 | 11.491 | 7.291 | 4.200 | 35,1% | 22,2% | 12,8% |
| 2021 | 110.359 | 26.802 | 10.291 | 6.775 | 3.516 | 38,4% | 25,3% | 13,1% |
| 2022 | 108.452 | 21.648 | 8.249 | 6.036 | 2.213 | 38,1% | 27,9% | 10,2% |
| 2023 | 111.253 | 21.698 | 5.947 | 5.947 | 0 | 27,4% | 27,4% | 0,0% |

