

# European citizens' knowledge and attitudes towards science and technology

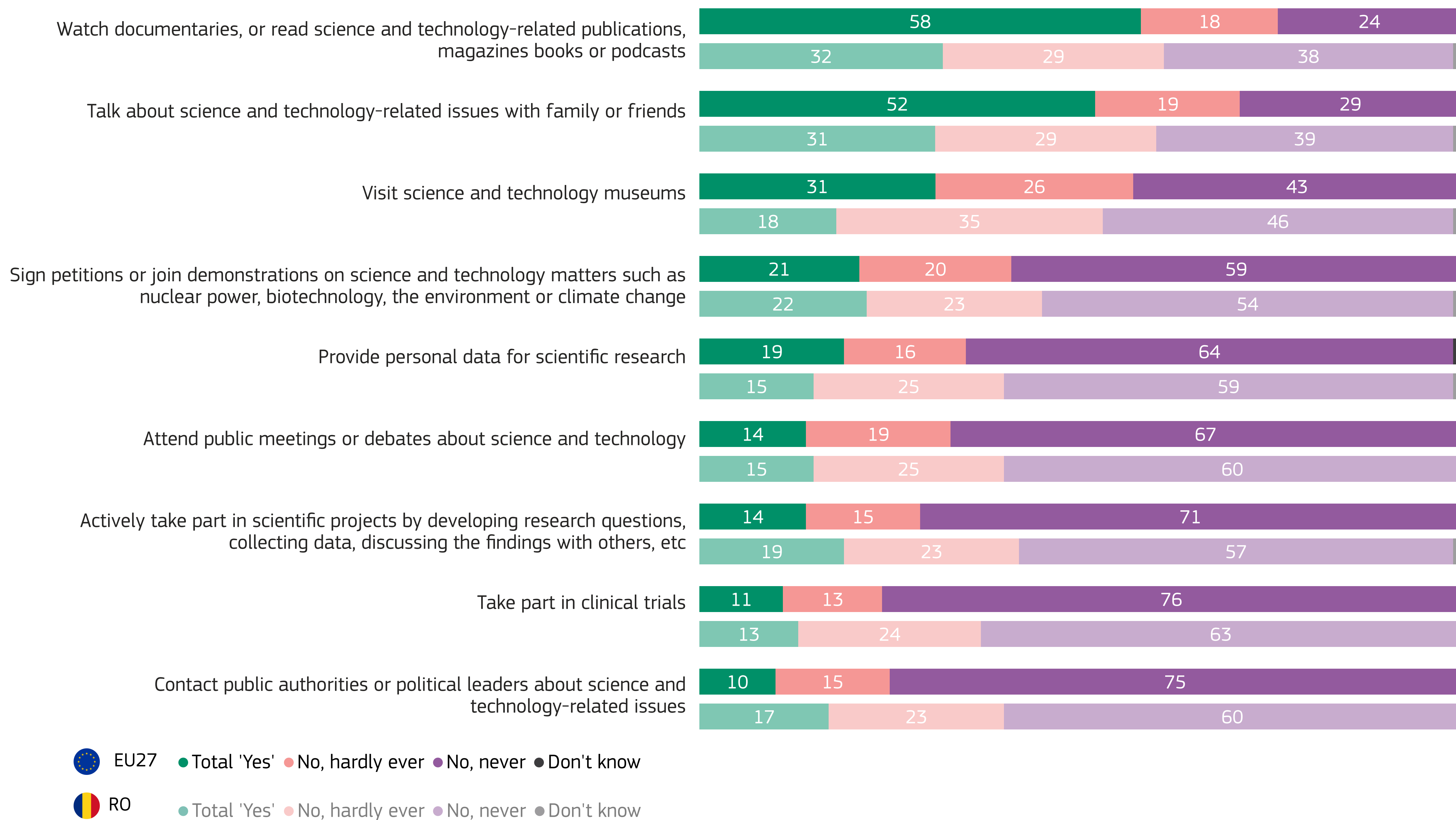
Fieldwork EU: 12 September - 10 October 2024  
TOTAL EU: 26 510 INTERVIEWS

Fieldwork ROMANIA: 13 September - 02 October 2024  
TOTAL ROMANIA: 1 046 INTERVIEWS

Romania

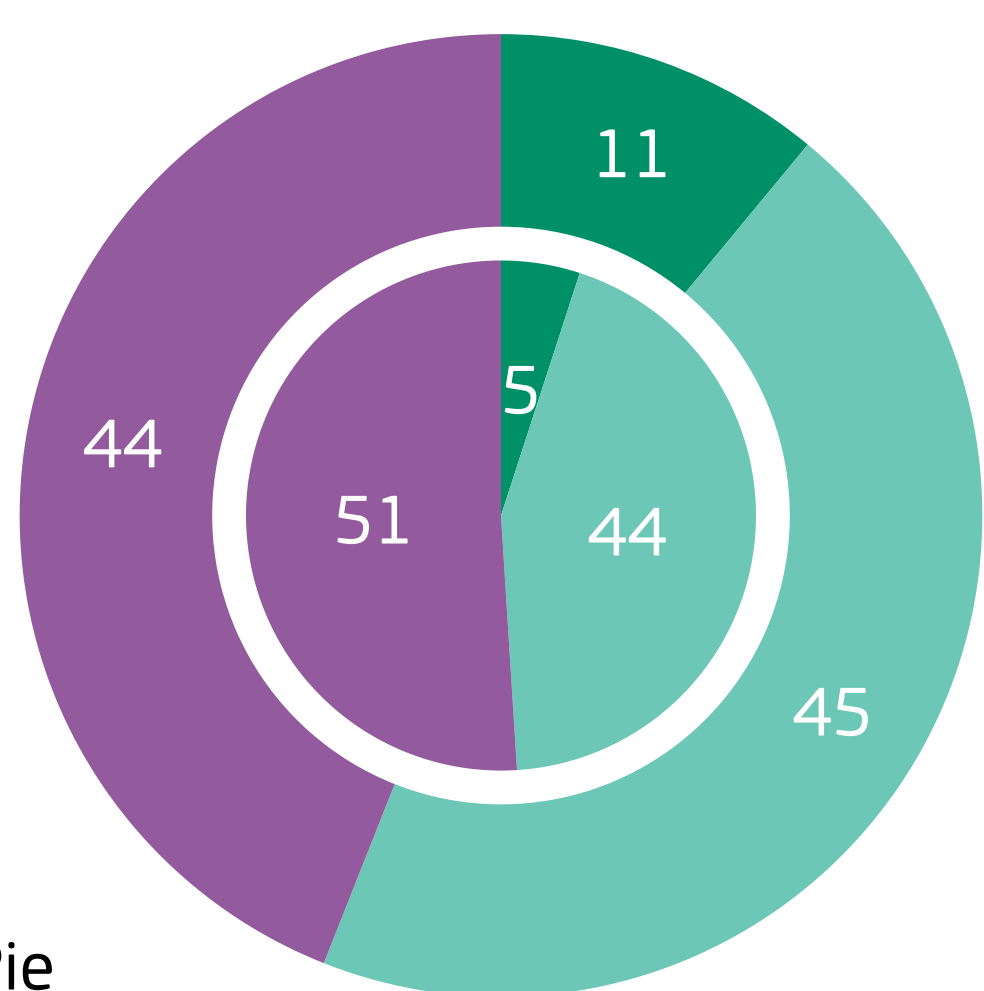
## 1. CITIZEN'S ENGAGEMENT IN SCIENCE AND TECHNOLOGY

QA12. And now, a few questions on how you engage with science and technology issues. Do you (%)



## 2. LEVELS OF INFORMATION ABOUT SCIENCE AND TECHNOLOGY

QA1.2. In everyday life, we have to deal with many different issues, where we feel more or less informed. For each of the following, please indicate whether you are ... - New scientific discoveries and technological developments (%)



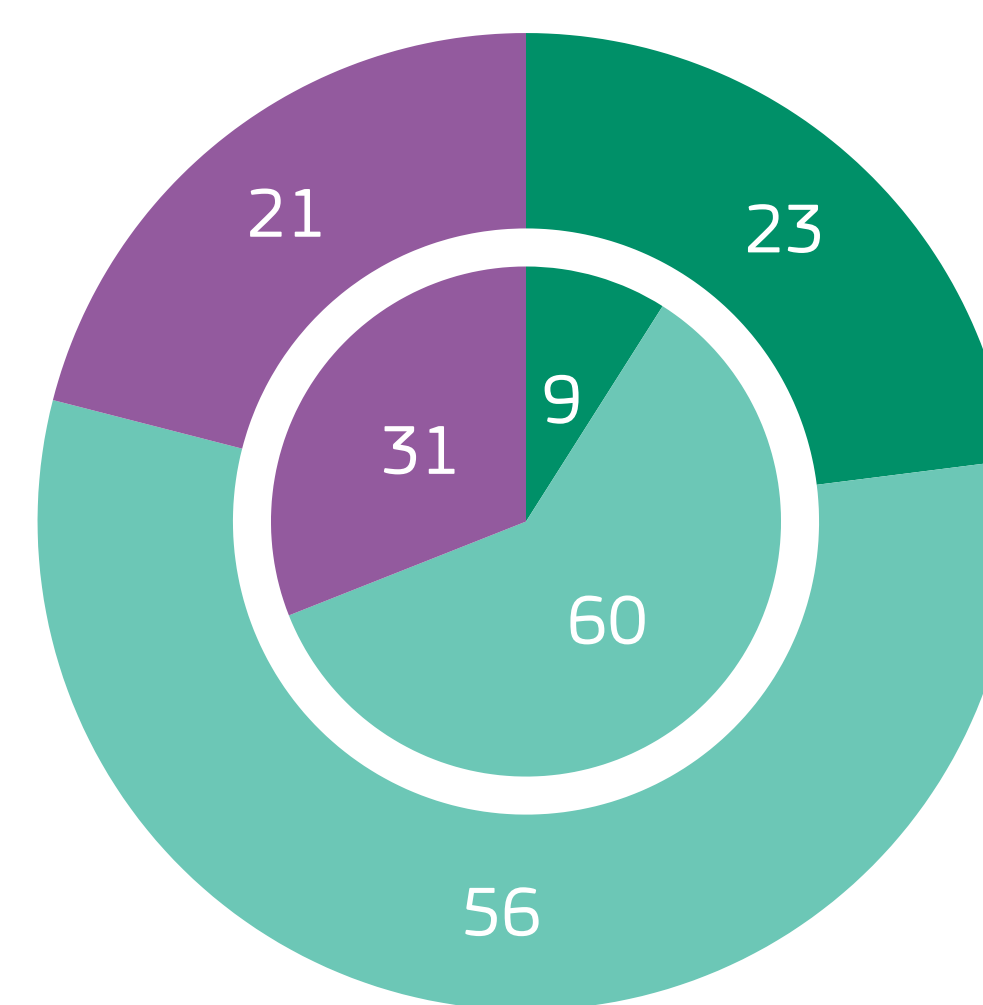
EU27 Outer Pie  
RO Inner Pie

Very well informed Moderately well-informed Poorly informed

	EU27		RO	
Very well informed	11	▼2	5	▼5
Moderately well-informed	45	▼8	44	▼9
Poorly informed	44	▲11	51	▲15
Don't know				▼1

▲▼ (Sept/Oct 2024 - Apr/May 2021)

QA1.6. In everyday life, we have to deal with many different issues, where we feel more or less informed. For each of the following, please indicate whether you are ... - Environmental problems including climate change (%)



EU27 Outer Pie  
RO Inner Pie

Very well informed Moderately well-informed Poorly informed

	EU27		RO	
Very well informed	23	▲2	9	▼4
Moderately well-informed	56	▼5	60	▼6
Poorly informed	21	▲3	31	▲11
Don't know				▼1

▲▼ (Sept/Oct 2024 - Apr/May 2021)



# European citizens' knowledge and attitudes towards science and technology



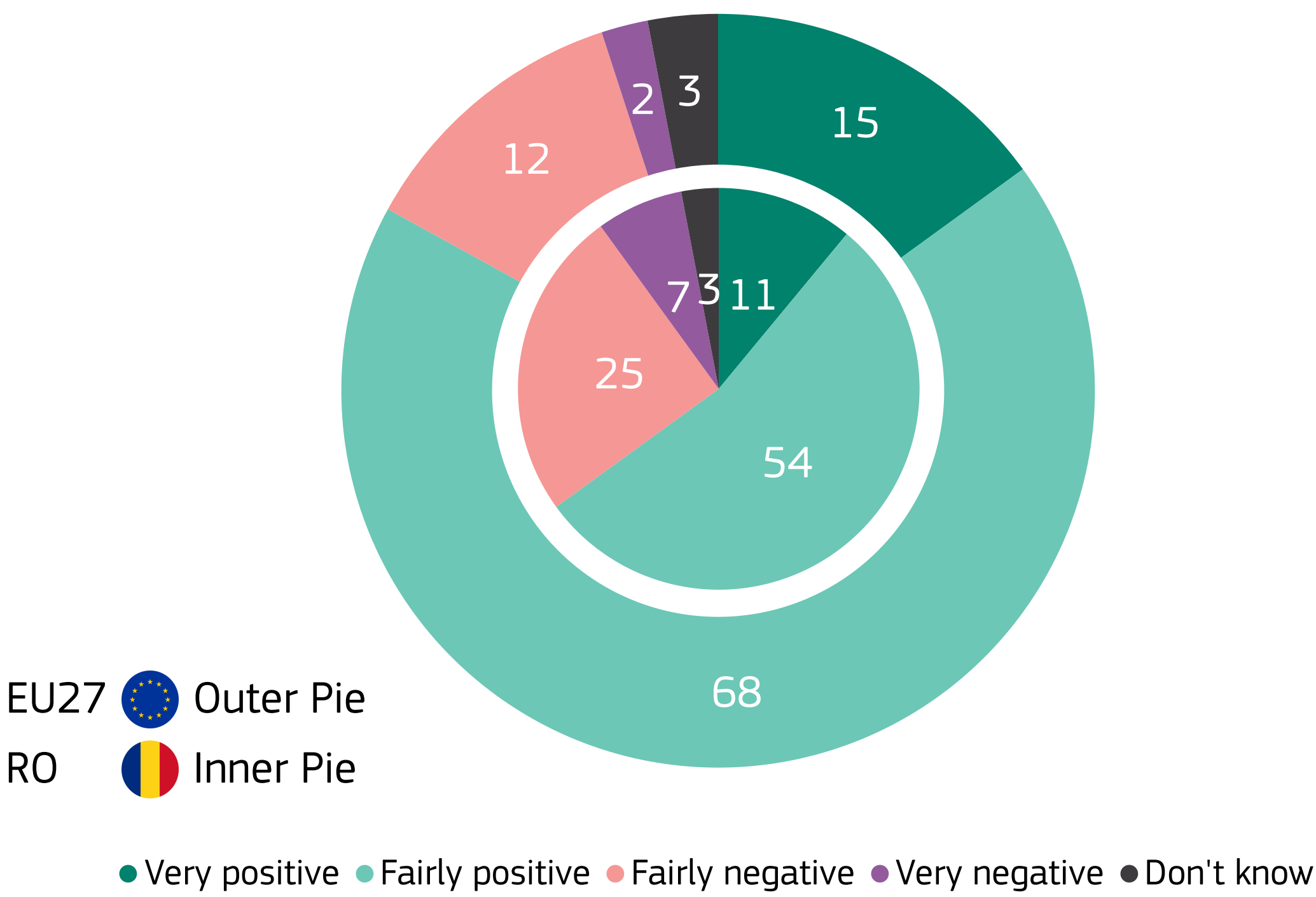
Romania

Fieldwork EU: 12 September - 10 October 2024  
TOTAL EU: 26 510 INTERVIEWS

Fieldwork ROMANIA: 13 September - 02 October 2024  
TOTAL ROMANIA: 1 046 INTERVIEWS

## 3. VIEWS ON THE IMPACTS OF SCIENCE AND TECHNOLOGY

QA4. Do you think that the overall influence of science and technology on society is...? - (%)



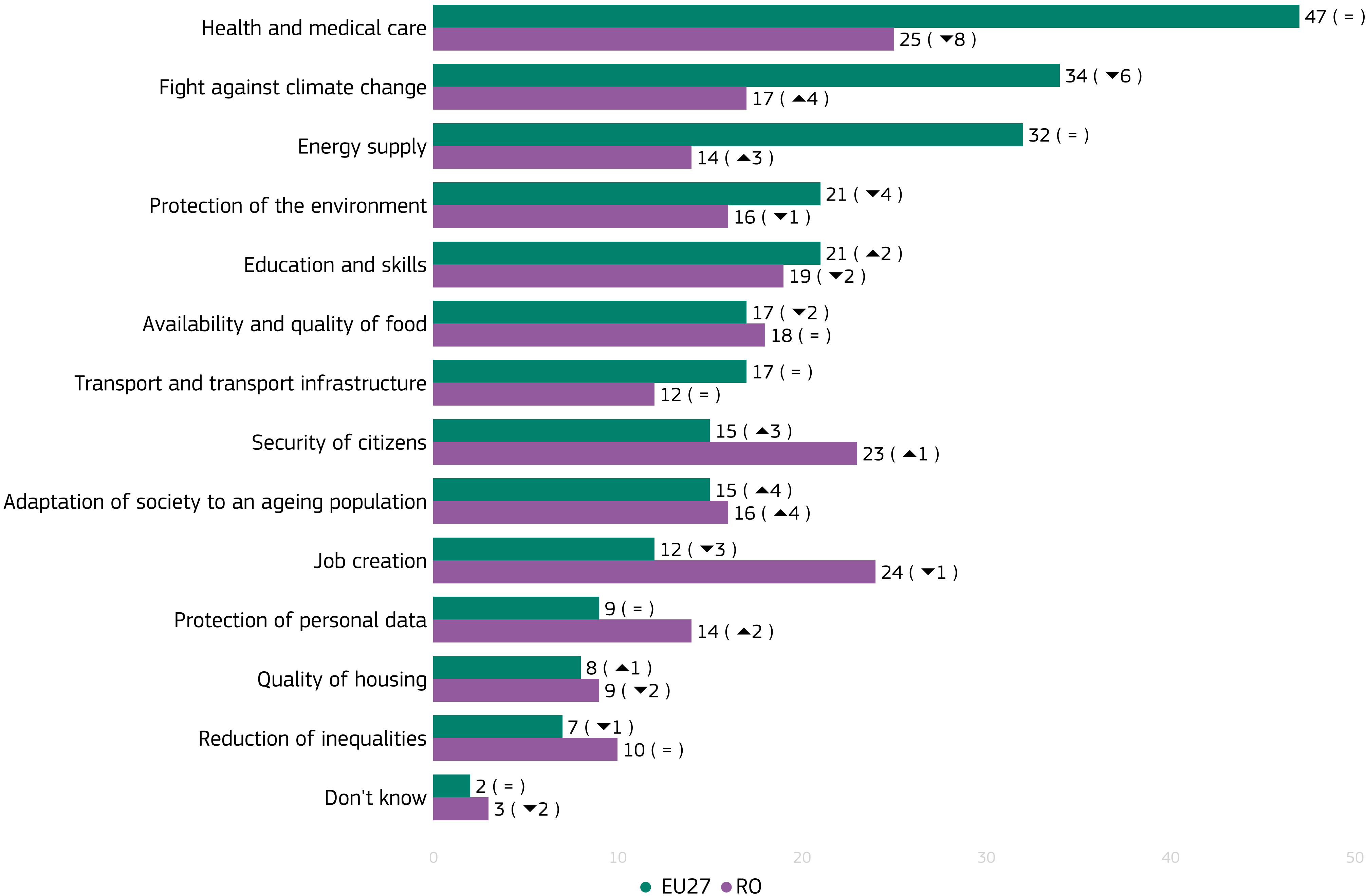
	EU27		RO	
Very positive	15	▼6	11	▼3
Fairly positive	68	▲3	54	▼4
Fairly negative	12	▲2	25	▲5
Very negative	2	▲1	7	▲2
Don't know	3	=	3	=

▲▼ (Sept/Oct 2024 - Apr/May 2021)

Total 'Positive'

	EU27		RO
Age			
15-24	87		66
25-39	85		69
40-54	86		71
55 +	79		59
Gender			
Man	85		67
Woman	80		64
Education (End of)			
15-	70		44
16-19	82		65
20+	88		80
Still studying	90		63


QA6b. In the coming years, which of the following areas do you think will be affected most by research and innovation? (MAX. 3 ANSWERS) (%)







# European citizens' knowledge and attitudes towards science and technology



Romania

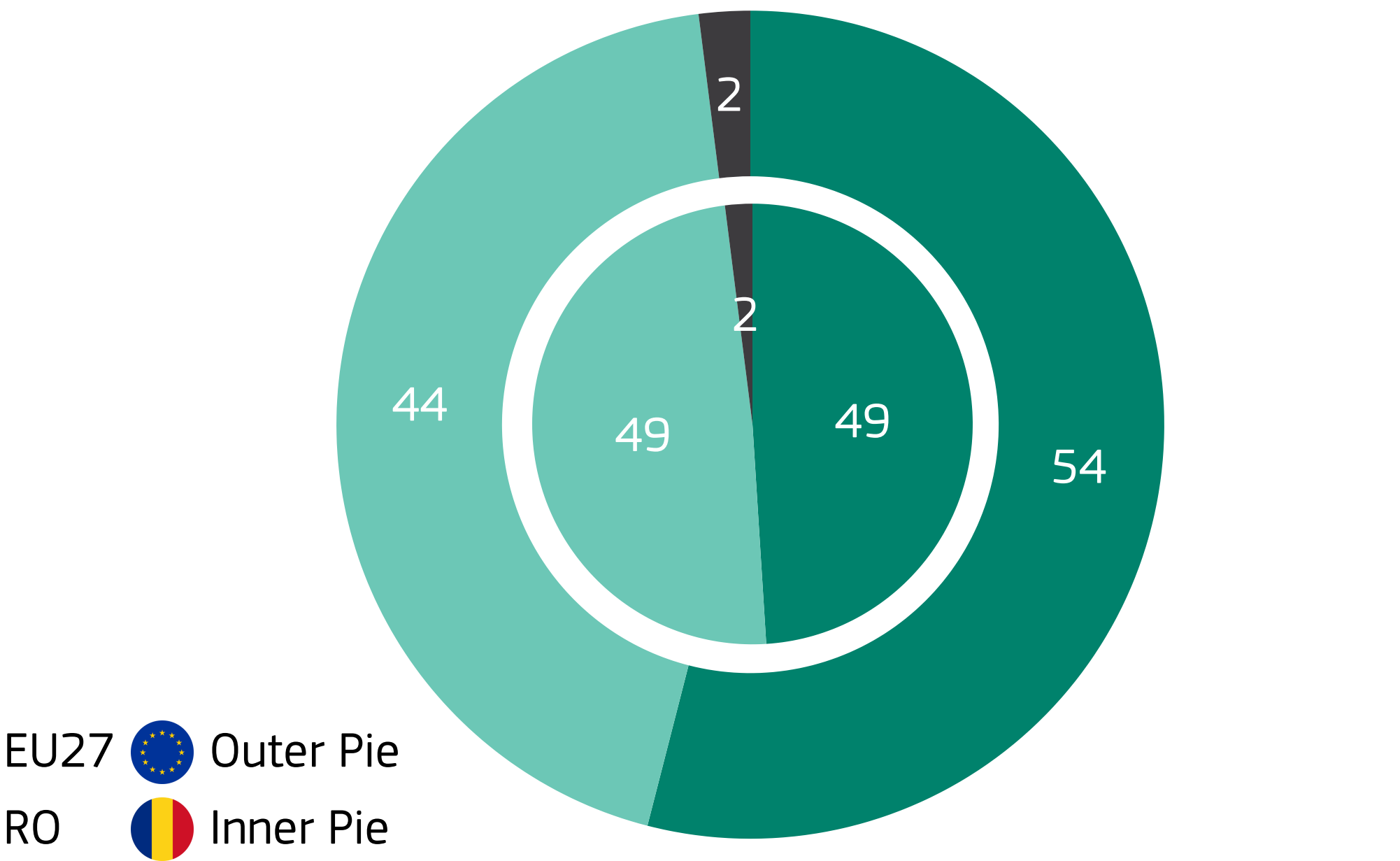
Fieldwork EU: 12 September - 10 October 2024  
TOTAL EU: 26 510 INTERVIEWS

Fieldwork ROMANIA: 13 September - 02 October 2024  
TOTAL ROMANIA: 1 046 INTERVIEWS

## 4. VIEWS ON THE GOVERNANCE OF SCIENCE AND TECHNOLOGY

QA11b. You will be shown a series of statement sets. For each set, which statement comes closest to your point of view? - (%)

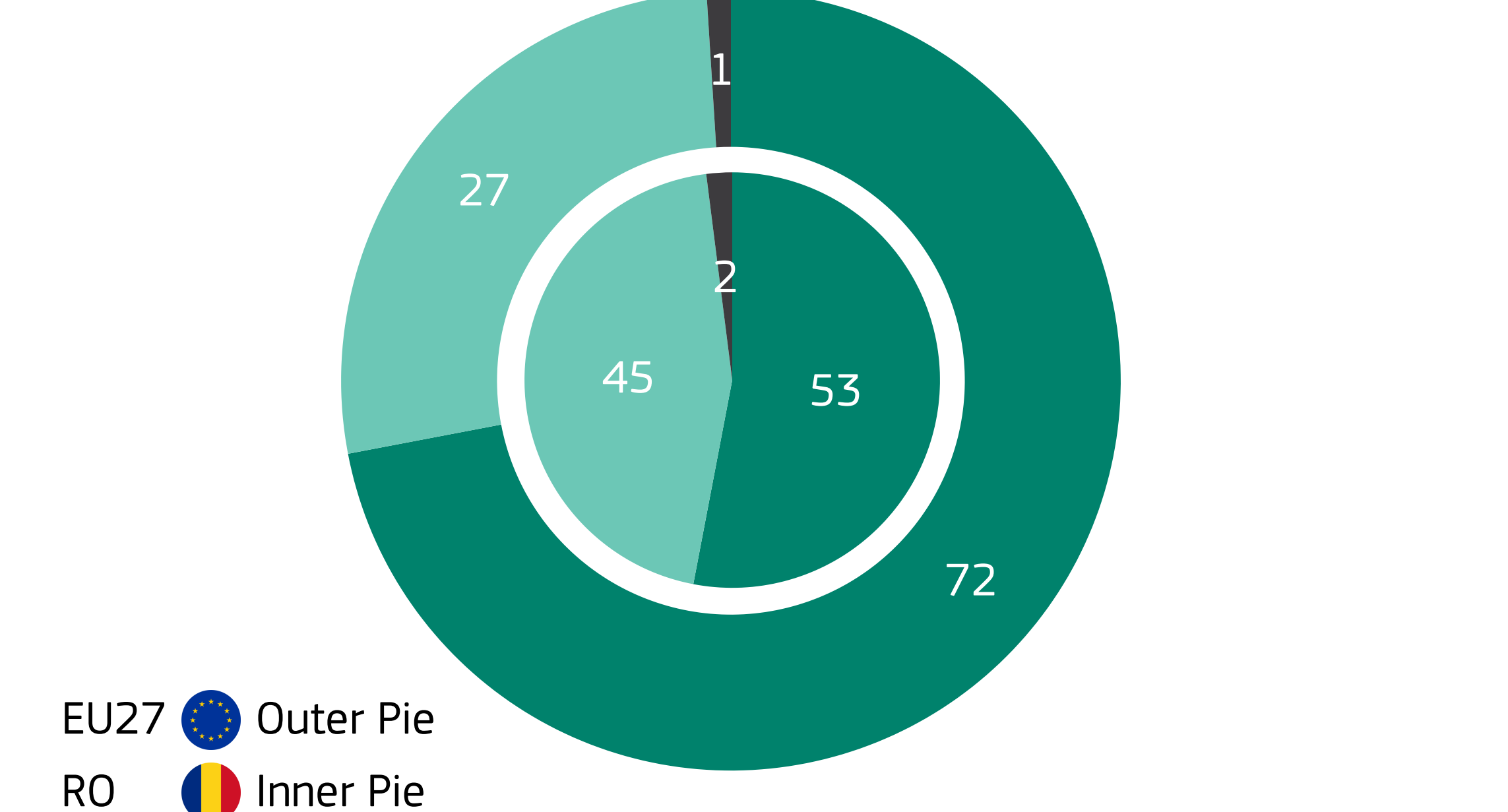
QA11d. You will be shown a series of statement sets. For each set, which statement comes closest to your point of view? - (%)



- Science and technology should be tightly regulated by the government
- Science and technology should be allowed to operate freely in the marketplace
- Don't know

	EU27		RO	
Science and technology should be tightly regulated by the government	54	▲4	49	▼9
Science and technology should be allowed to operate freely in the marketplace	44	▼4	49	▲10
Don't know	2	=	2	▼1

▲▼ (Sept/Oct 2024 - Apr/May 2021)



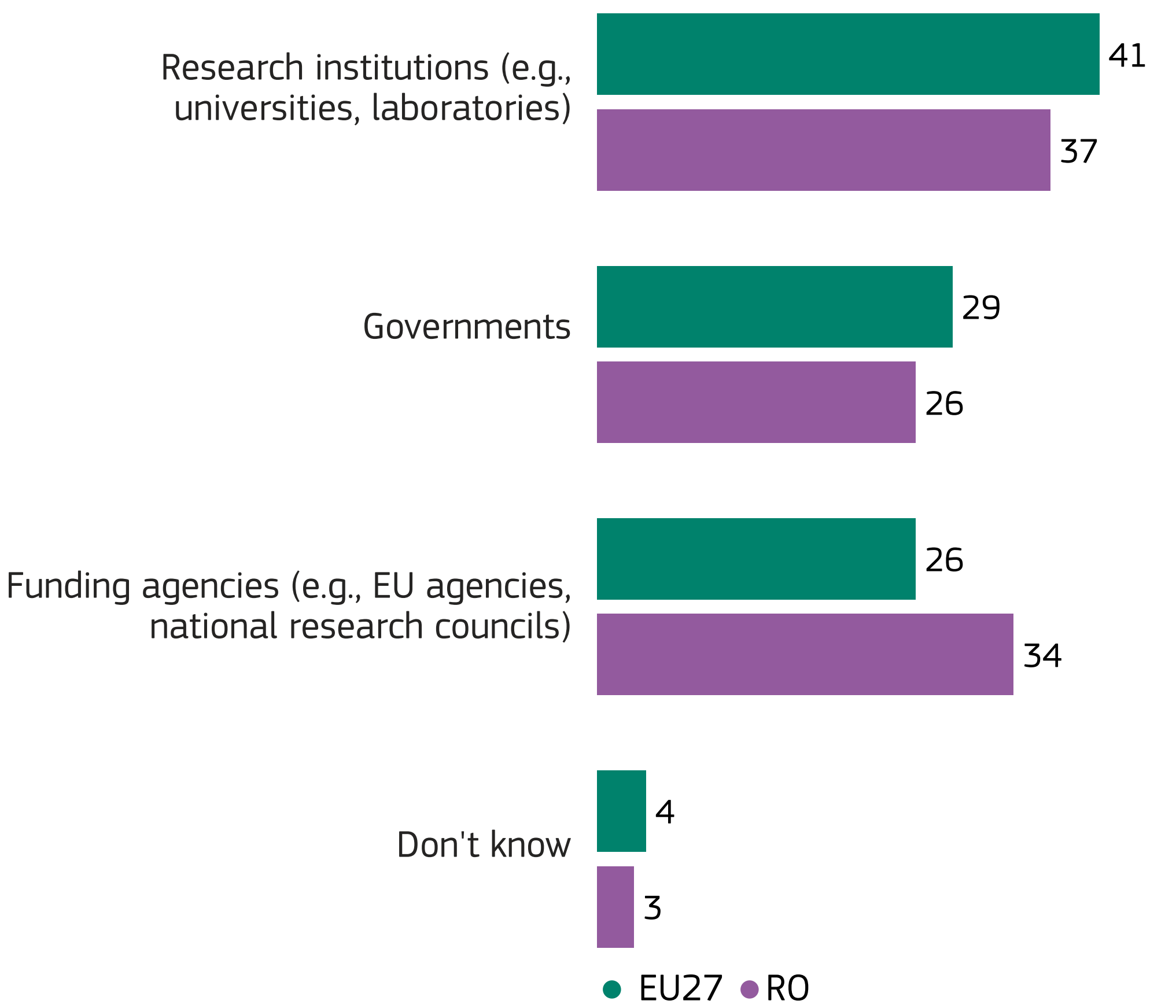
- The government should take responsibility to ensure that new technologies benefit everyone
- It is up to people themselves to seek out the benefits of new technologies
- Don't know

	EU27		RO	
The government should take responsibility to ensure that new technologies benefit everyone	72	=	53	▼4
It is up to people themselves to seek out the benefits of new technologies	27	=	45	▲5
Don't know	1	=	2	▼1

▲▼ (Sept/Oct 2024 - Apr/May 2021)

## 5. MAIN BODY FOR ENSURING RESEARCH SECURITY IN INTERNATIONAL COLLABORATION OF RESEARCH INSTITUTIONS

QA18. Which of the following should be the main responsible for ensuring research security in international collaboration among research institutions? - (%)



Research institutions (e.g., universities, laboratories)

EU27 RO

Age		
15-24	47	33
25-39	43	37
40-54	41	42
55 +	39	34
Gender		
Man	42	37
Woman	41	37
Education (End of)		
15-	36	28
16-19	40	35
20+	44	49
Still studying	44	35



# European citizens’ knowledge and attitudes towards science and technology

Fieldwork EU: 12 September - 10 October 2024  
TOTAL EU: 26 510 INTERVIEWS

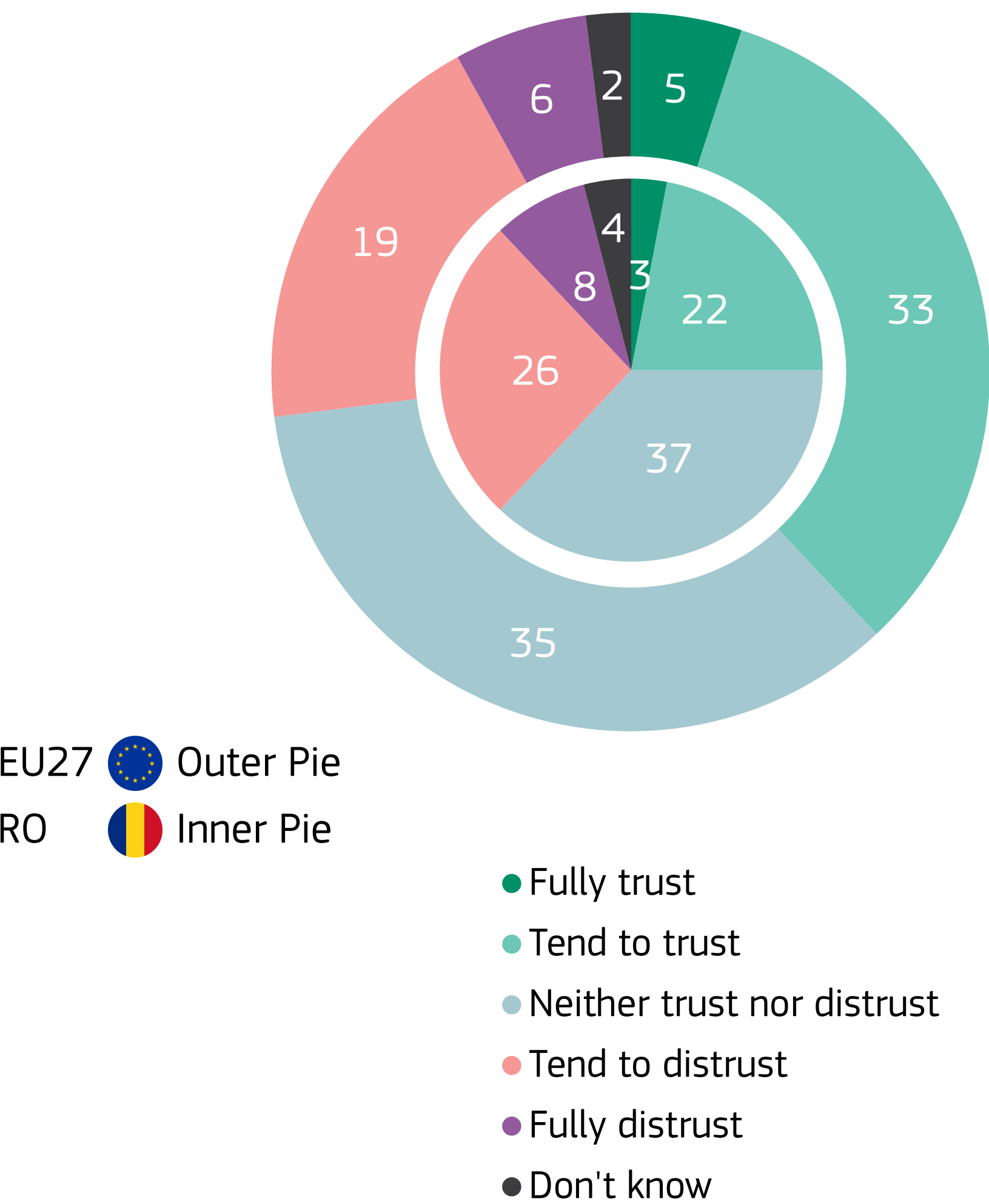
Fieldwork ROMANIA: 13 September - 02 October 2024  
TOTAL ROMANIA: 1 046 INTERVIEWS



Romania

## 6. TRUST IN AI-DRIVEN SCIENTIFIC RESEARCH AND DISCOVERIES

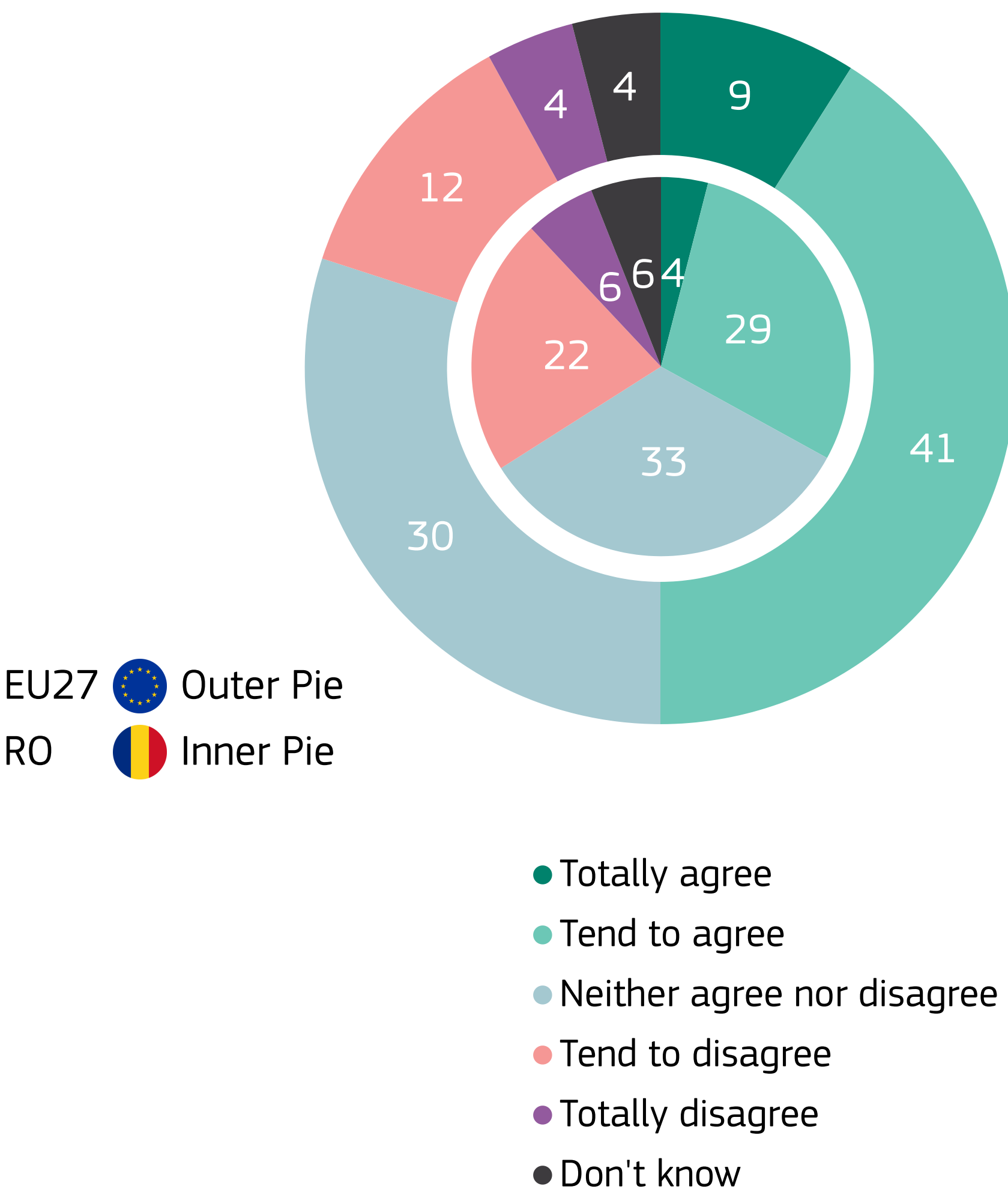
QA20. To what extent do you trust scientific research and discoveries that are created with the help of artificial intelligence (AI)? - (%)



Total 'Trust'		
EU27 RO		
Age		
15-24	48	37
25-39	45	27
40-54	40	27
55 +	29	17
Education (End of)		
15-	25	10
16-19	33	24
20+	45	37
Still studying	53	27
Level of information about benefits of AI		
Total 'Well informed'	59	48
Total 'Not well informed'	26	15

## 7. OPINION ON AI'S ROLE IN ADVANCING SOLUTIONS FOR MAJOR GLOBAL CHALLENGES

QA21. To what extent do you agree or disagree with the following statement - (%)



Total 'Agree'		
EU27 RO		
Age		
15-24	59	43
25-39	58	38
40-54	54	36
55 +	42	26
Education (End of)		
15-	32	11
16-19	46	33
20+	58	48
Still studying	65	42
Level of information about benefits of AI		
Total 'Well informed'	69	58
Total 'Not well informed'	40	24